

Survey of Entering Student Engagement - Cochise College (2013 Administration)

2013 Benchmark Scores Report - Main Survey

Comparison Group: Hispanic Student Success in the 2013 Cohort*

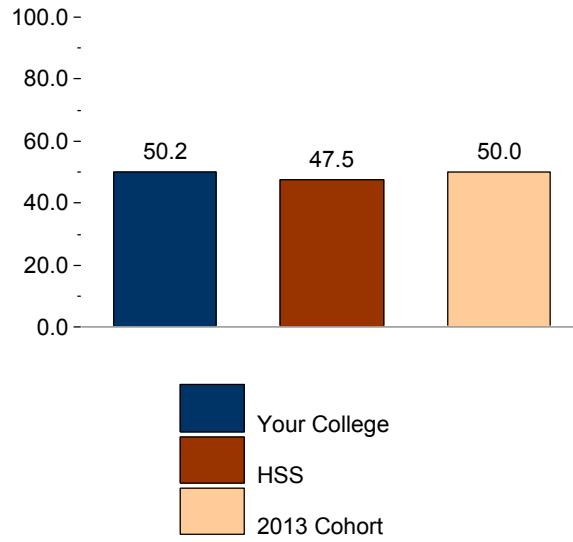
Entering Students Only

[Weighted]

Benchmark	Your College	HSS		2013 Cohort	
	Score	Score	Difference	Score	Difference
Early Connections	50.2	47.5	2.7	50.0	0.2
High Expectations and Aspirations	58.0	49.7	8.3	50.0	8.0
Clear Academic Plan and Pathway	57.8	49.6	8.2	50.0	7.8
Effective Track to College Readiness	54.8	50.6	4.2	50.0	4.8
Engaged Learning	47.4	51.2	-3.8	50.0	-2.6
Academic and Social Support Network	45.7	48.1	-2.5	50.0	-4.3

* The comparison group and cohort columns on this page INCLUDE your college.

**Survey of Entering Student Engagement
Cochise College (2013 Administration)
2013 Benchmark Bar Chart - Main Survey**
Comparison Group: Hispanic Student Success in the 2013 Cohort*
Entering Students Only
[Weighted]
Early Connections (EARLYCON)



* The comparison group and cohort bars on this page INCLUDE your college.

Survey of Entering Student Engagement - Cochise College (2013 Administration)

2013 Benchmark Means Report - Main Survey

Comparison Group: Hispanic Student Success in the 2013 Cohort*

Entering Students Only

[Weighted]

Early Connections (EARLYCON)

		Your College	HSS		2013 Cohort	
Item	Variable	Mean	Mean	Effect Size**	Mean	Effect Size**
Item 18: Think about your experiences from the time of your decision to attend this college through the end of the first three weeks of your first semester/quarter.						
1 = Strongly disagree, 2 = Disagree, 3 = Neutral, 4 = Agree, 5 = Strongly agree						
18a. The very first time I came to this college I felt welcome [EARLYCON]	WELCOME	4.12	3.93	0.24**	3.99	
18i. The college provided me with adequate information about financial assistance (scholarships, grants, loans, etc.) [EARLYCON]	FAINFO	3.42	3.32		3.44	
18j. A college staff member helped me determine whether I qualified for financial assistance [EARLYCON]	QUALFA	3.25	2.92	0.28**	3.02	
18p. At least one college staff member (other than an instructor) learned my name [EARLYCON]	CSTAFNAM	3.46	3.12	0.26**	3.22	
One or more items in this benchmark are not suited to means calculations. Please see the Frequency Distribution that follows for these items.						

* The comparison group and cohort columns on this page EXCLUDE your college.

** T-test: 2-tailed

If a row contains less than 50 respondents, interpret the comparison results cautiously.

Survey of Entering Student Engagement - Cochise College (2013 Administration)

2013 Benchmark Frequency Distributions - Main Survey

Comparison Group: Hispanic Student Success in the 2013 Cohort*

Entering Students Only

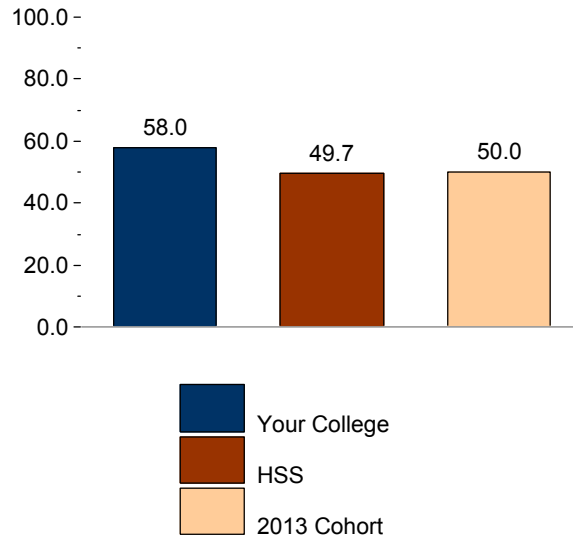
[Weighted]

Early Connections (EARLYCON)

			Your College		HSS		2013 Cohort	
Item	Variable	Responses	Count	Percent	Count	Percent	Count	Percent
Item 18: Think about your experiences from the time of your decision to attend this college through the end of the first three weeks of your first semester/quarter.								
18a. The very first time I came to this college I felt welcome [EARLYCON]	WELCOME	Strongly disagree	1	0.2	121	1.0	772	0.8
		Disagree	3	0.8	291	2.3	1,940	2.0
		Neutral	68	21.5	3,229	26.0	22,169	23.2
		Agree	133	41.9	5,503	44.3	43,465	45.5
		Strongly agree	113	35.6	3,288	26.5	27,187	28.5
		Total	318	100.0	12,431	100.0	95,533	100.0
18i. The college provided me with adequate information about financial assistance (scholarships, grants, loans, etc.) [EARLYCON]	FAINFO	Strongly disagree	20	6.2	997	8.0	6,594	6.9
		Disagree	43	13.6	2,120	17.1	13,906	14.6
		Neutral	103	32.2	3,320	26.8	24,595	25.8
		Agree	88	27.7	3,815	30.7	31,569	33.1
		Strongly agree	65	20.3	2,155	17.4	18,629	19.5
		Total	318	100.0	12,407	100.0	95,293	100.0
18j. A college staff member helped me determine whether I qualified for financial assistance [EARLYCON]	QUALFA	Strongly disagree	24	7.6	1,557	12.6	10,745	11.3
		Disagree	66	20.8	3,511	28.4	24,687	26.0
		Neutral	85	26.7	3,184	25.8	24,833	26.1
		Agree	93	29.3	2,603	21.1	21,337	22.5
		Strongly agree	50	15.6	1,498	12.1	13,365	14.1
		Total	318	100.0	12,354	100.0	94,967	100.0
18p. At least one college staff member (other than an instructor) learned my name [EARLYCON]	CSTAFNAM	Strongly disagree	27	8.5	1,854	15.0	12,867	13.5
		Disagree	53	16.8	2,768	22.3	20,079	21.1
		Neutral	56	17.6	2,379	19.2	17,258	18.1
		Agree	108	34.2	2,831	22.8	23,369	24.5
		Strongly agree	73	23.0	2,566	20.7	21,687	22.8
		Total	317	100.0	12,398	100.0	95,261	100.0
Item 23								
23. Was a specific person assigned to you so you could see him/her each time you needed information or assistance?	ASNPERS	Yes	41	12.9	2,773	23.0	24,092	26.1
		No	274	87.1	9,259	77.0	68,206	73.9
		Total	315	100.0	12,032	100.0	92,298	100.0

* The comparison group and cohort columns on this page EXCLUDE your college.

**Survey of Entering Student Engagement
Cochise College (2013 Administration)
2013 Benchmark Bar Chart - Main Survey**
Comparison Group: Hispanic Student Success in the 2013 Cohort*
Entering Students Only
[Weighted]
High Expectations and Aspirations (HIEXPECT)



* The comparison group and cohort bars on this page INCLUDE your college.

Survey of Entering Student Engagement - Cochise College (2013 Administration)

2013 Benchmark Means Report - Main Survey

Comparison Group: Hispanic Student Success in the 2013 Cohort*

Entering Students Only

[Weighted]

High Expectations and Aspirations (HIEEXPECT)

		Your College	HSS		2013 Cohort	
Item	Variable	Mean	Mean	Effect Size**	Mean	Effect Size**
Item 18: Think about your experiences from the time of your decision to attend this college through the end of the first three weeks of your first semester/quarter.						
1 = Strongly disagree, 2 = Disagree, 3 = Neutral, 4 = Agree, 5 = Strongly agree						
18b. The instructors at this college want me to succeed [HIEEXPECT]	WNTSCCD	4.36	4.27		4.28	
18t. I have the motivation to do what it takes to succeed in college [HIEEXPECT]	ITTAKES	4.50	4.43		4.44	
18u. I am prepared academically to succeed in college [HIEEXPECT]	ACPRPRD	4.34	4.29		4.31	
Item 19: During the first three weeks of your first semester/quarter at this college, about how often did you do the following?						
1 = Never, 2 = Once, 3 = Two or three times, 4 = Four or more times						
19c. Turn in an assignment late [HIEEXPECT]	LATETURN	1.30	1.43	-0.20**	1.41	
19d. Not turn in an assignment [HIEEXPECT]	NOTTURN	1.18	1.38	-0.30**	1.35	-0.25**
19f. Come to class without completing readings or assignments [HIEEXPECT]	NOTCOMPL	1.39	1.59	-0.27**	1.59	-0.27**
19s. Skip class [HIEEXPECT]	SKIPCL	1.14	1.31	-0.29**	1.35	-0.33**

* The comparison group and cohort columns on this page EXCLUDE your college.

** T-test: 2-tailed

If a row contains less than 50 respondents, interpret the comparison results cautiously.

Survey of Entering Student Engagement - Cochise College (2013 Administration)

2013 Benchmark Frequency Distributions - Main Survey

Comparison Group: Hispanic Student Success in the 2013 Cohort*

Entering Students Only

[Weighted]

High Expectations and Aspirations (HIEXPECT)

Item	Variable	Responses	Your College		HSS		2013 Cohort	
			Count	Percent	Count	Percent	Count	Percent
Item 18: Think about your experiences from the time of your decision to attend this college through the end of the first three weeks of your first semester/quarter.								
18b. The instructors at this college want me to succeed [HIEXPECT]	WNTSCCD	Strongly disagree	0	N/A	31	0.2	194	0.2
		Disagree	1	0.2	80	0.6	649	0.7
		Neutral	26	8.4	1,510	12.2	10,873	11.4
		Agree	146	46.3	5,681	45.9	44,020	46.2
		Strongly agree	143	45.2	5,087	41.1	39,518	41.5
		Total	316	100.0	12,389	100.0	95,253	100.0
18t. I have the motivation to do what it takes to succeed in college [HIEXPECT]	ITTAKES	Strongly disagree	0	N/A	79	0.6	380	0.4
		Disagree	2	0.8	110	0.9	989	1.0
		Neutral	27	8.3	1,074	8.7	7,922	8.3
		Agree	99	31.0	4,260	34.3	33,375	35.0
		Strongly agree	191	59.9	6,882	55.5	52,588	55.2
		Total	318	100.0	12,406	100.0	95,254	100.0
18u. I am prepared academically to succeed in college [HIEXPECT]	ACPRPRD	Strongly disagree	1	0.2	64	0.5	452	0.5
		Disagree	7	2.3	189	1.5	1,307	1.4
		Neutral	32	9.9	1,617	13.0	11,658	12.2
		Agree	124	39.0	4,699	37.9	36,991	38.8
		Strongly agree	155	48.7	5,842	47.1	45,007	47.2
		Total	318	100.0	12,410	100.0	95,414	100.0
Item 19: During the first three weeks of your first semester/quarter at this college, about how often did you do the following?								
19c. Turn in an assignment late [HIEXPECT]	LATETURN	Never	236	74.3	8,177	65.8	64,666	67.8
		Once	69	21.6	3,266	26.3	23,335	24.5
		Two or three times	13	4.0	865	7.0	6,584	6.9
		Four or more times	1	0.2	111	0.9	848	0.9
		Total	318	100.0	12,419	100.0	95,432	100.0
19d. Not turn in an assignment [HIEXPECT]	NOTTURN	Never	261	83.4	8,826	71.7	70,087	74.0
		Once	46	14.7	2,531	20.6	17,874	18.9
		Two or three times	6	1.9	753	6.1	5,412	5.7
		Four or more times	0	N/A	199	1.6	1,365	1.4
		Total	313	100.0	12,308	100.0	94,737	100.0
19f. Come to class without completing readings or assignments [HIEXPECT]	NOTCOMPL	Never	218	69.5	7,117	57.2	54,849	57.4
		Once	75	23.9	3,666	29.5	27,354	28.6
		Two or three times	16	5.1	1,292	10.4	10,773	11.3
		Four or more times	5	1.5	359	2.9	2,583	2.7
		Total	314	100.0	12,434	100.0	95,560	100.0

* The comparison group and cohort columns on this page EXCLUDE your college.

Survey of Entering Student Engagement - Cochise College (2013 Administration)

2013 Benchmark Frequency Distributions - Main Survey

Comparison Group: Hispanic Student Success in the 2013 Cohort*

Entering Students Only

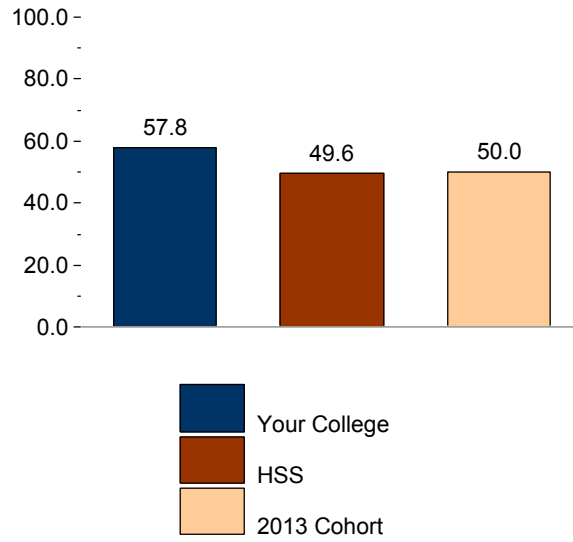
[Weighted]

High Expectations and Aspirations (HIEEXPECT)

Item	Variable	Responses	Your College		HSS		2013 Cohort	
			Count	Percent	Count	Percent	Count	Percent
Item 19: During the first three weeks of your first semester/quarter at this college, about how often did you do the following?								
19s. Skip class [HIEEXPECT]	SKIPCL	Never	280	87.6	9,520	76.4	71,114	74.4
		Once	35	11.0	2,099	16.9	16,679	17.5
		Two or three times	4	1.2	704	5.7	6,522	6.8
		Four or more times	1	0.2	132	1.1	1,266	1.3
		Total	320	100.0	12,455	100.0	95,581	100.0

* The comparison group and cohort columns on this page EXCLUDE your college.

**Survey of Entering Student Engagement
Cochise College (2013 Administration)
2013 Benchmark Bar Chart - Main Survey**
Comparison Group: Hispanic Student Success in the 2013 Cohort*
Entering Students Only
[Weighted]
Clear Academic Plan and Pathway (ACADPLAN)



* The comparison group and cohort bars on this page INCLUDE your college.

Survey of Entering Student Engagement - Cochise College (2013 Administration)

2013 Benchmark Means Report - Main Survey

Comparison Group: Hispanic Student Success in the 2013 Cohort*

Entering Students Only

[Weighted]

Clear Academic Plan and Pathway (ACADPLAN)

		Your College	HSS		2013 Cohort	
Item	Variable	Mean	Mean	Effect Size**	Mean	Effect Size**
Item 18: Think about your experiences from the time of your decision to attend this college through the end of the first three weeks of your first semester/quarter.						
1 = Strongly disagree, 2 = Disagree, 3 = Neutral, 4 = Agree, 5 = Strongly agree						
18d. I was able to meet with an academic advisor at times convenient for me [ACADPLAN]	AACONTIM	4.02	3.70	0.33**	3.74	0.29**
18e. An advisor helped me to select a course of study, program, or major [ACADPLAN]	AASELMAJ	4.06	3.62	0.39**	3.65	0.36**
18f. An advisor helped me to set academic goals and to create a plan for achieving them [ACADPLAN]	ACADGOAL	3.54	3.23	0.27**	3.23	0.27**
18g. An advisor helped me to identify the courses I needed to take during my first semester/quarter [ACADPLAN]	CRSADV	4.15	3.81	0.32**	3.86	0.28**
18h. A college staff member talked with me about my commitments outside of school (work, children, dependents, etc.) to help me figure out how many courses to take [ACADPLAN]	OSCOMM	2.88	2.82		2.83	

* The comparison group and cohort columns on this page EXCLUDE your college.

** T-test: 2-tailed

If a row contains less than 50 respondents, interpret the comparison results cautiously.

Survey of Entering Student Engagement - Cochise College (2013 Administration)

2013 Benchmark Frequency Distributions - Main Survey

Comparison Group: Hispanic Student Success in the 2013 Cohort*

Entering Students Only

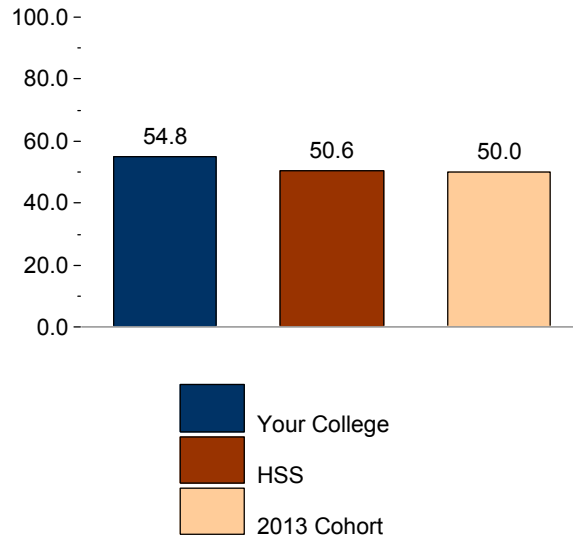
[Weighted]

Clear Academic Plan and Pathway (ACADPLAN)

Item	Variable	Responses	Your College		HSS		2013 Cohort	
			Count	Percent	Count	Percent	Count	Percent
Item 18: Think about your experiences from the time of your decision to attend this college through the end of the first three weeks of your first semester/quarter.								
18d. I was able to meet with an academic advisor at times convenient for me [ACADPLAN]	AACONTIM	Strongly disagree	0	N/A	351	2.8	2,580	2.7
		Disagree	15	4.6	1,131	9.2	7,667	8.1
		Neutral	59	18.6	3,258	26.4	24,427	25.8
		Agree	147	46.8	4,738	38.4	37,062	39.1
		Strongly agree	94	30.0	2,850	23.1	23,097	24.4
		Total	315	100.0	12,328	100.0	94,834	100.0
18e. An advisor helped me to select a course of study, program, or major [ACADPLAN]	AASELMAJ	Strongly disagree	3	0.8	685	5.5	5,262	5.5
		Disagree	23	7.3	1,772	14.3	12,414	13.0
		Neutral	44	13.9	2,413	19.4	18,427	19.3
		Agree	131	41.3	4,274	34.4	33,265	34.9
		Strongly agree	117	36.6	3,265	26.3	25,917	27.2
		Total	318	100.0	12,408	100.0	95,286	100.0
18f. An advisor helped me to set academic goals and to create a plan for achieving them [ACADPLAN]	ACADGOAL	Strongly disagree	7	2.2	903	7.3	6,994	7.4
		Disagree	42	13.3	2,727	22.0	19,805	20.8
		Neutral	103	32.7	3,496	28.2	28,082	29.5
		Agree	102	32.2	3,110	25.1	24,347	25.6
		Strongly agree	62	19.7	2,158	17.4	15,880	16.7
		Total	316	100.0	12,394	100.0	95,108	100.0
18g. An advisor helped me to identify the courses I needed to take during my first semester/quarter [ACADPLAN]	CRSADV	Strongly disagree	2	0.7	569	4.6	4,076	4.3
		Disagree	13	4.0	1,243	10.0	8,355	8.8
		Neutral	32	9.9	1,822	14.7	14,061	14.8
		Agree	161	50.6	5,147	41.5	39,050	41.0
		Strongly agree	111	34.8	3,626	29.2	29,694	31.2
		Total	318	100.0	12,406	100.0	95,236	100.0
18h. A college staff member talked with me about my commitments outside of school (work, children, dependents, etc.) to help me figure out how many courses to take [ACADPLAN]	OSCOMM	Strongly disagree	24	7.6	1,667	13.4	12,844	13.5
		Disagree	104	32.8	3,985	32.1	29,514	31.0
		Neutral	106	33.3	3,074	24.8	24,375	25.6
		Agree	52	16.4	2,277	18.4	17,984	18.9
		Strongly agree	32	9.9	1,405	11.3	10,504	11.0
		Total	318	100.0	12,408	100.0	95,221	100.0

* The comparison group and cohort columns on this page EXCLUDE your college.

**Survey of Entering Student Engagement
Cochise College (2013 Administration)
2013 Benchmark Bar Chart - Main Survey**
Comparison Group: Hispanic Student Success in the 2013 Cohort*
Entering Students Only
[Weighted]
Effective Track to College Readiness (COLLREAD)



* The comparison group and cohort bars on this page INCLUDE your college.

Survey of Entering Student Engagement - Cochise College (2013 Administration)

2013 Benchmark Means Report - Main Survey

Comparison Group: Hispanic Student Success in the 2013 Cohort*

Entering Students Only

[Weighted]

Effective Track to College Readiness (COLLREAD)

		Your College	HSS		2013 Cohort	
Item	Variable	Mean	Mean	Effect Size**	Mean	Effect Size**
Item 21: Think about your experiences from the time of your decision to attend this college through the end of the first three weeks of your first semester/quarter. Within a class, or through another experience at this college:						
1 = Strongly disagree, 2 = Disagree, 3 = Neutral, 4 = Agree, 5 = Strongly agree						
21a. I learned to improve my study skills (listening, note taking, highlighting readings, working with others, etc.) [COLLREAD]	LNDSTUDY	3.99	4.05		3.99	
21b. I learned to understand my academic strengths and weaknesses [COLLREAD]	LNDACAWK	3.89	3.99		3.93	
21c. I learned skills and strategies to improve my test-taking ability [COLLREAD]	LNSKLLS	3.68	3.71		3.64	
One or more items in this benchmark are not suited to means calculations. Please see the Frequency Distribution that follows for these items.						

* The comparison group and cohort columns on this page EXCLUDE your college.

** T-test: 2-tailed

If a row contains less than 50 respondents, interpret the comparison results cautiously.

Survey of Entering Student Engagement - Cochise College (2013 Administration)

2013 Benchmark Frequency Distributions - Main Survey

Comparison Group: Hispanic Student Success in the 2013 Cohort*

Entering Students Only

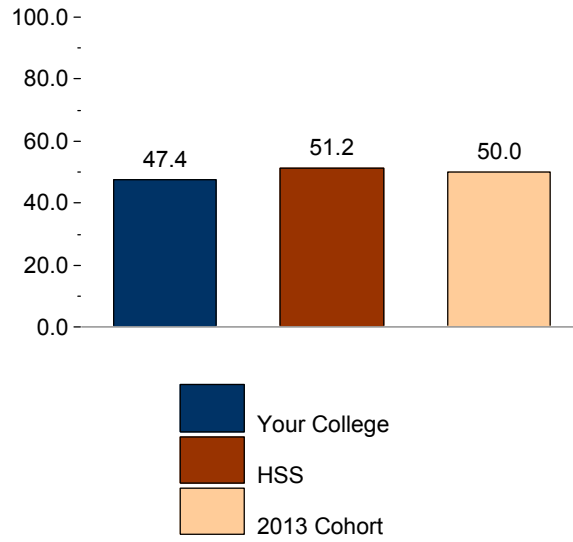
[Weighted]

Effective Track to College Readiness (COLLREAD)

Item	Variable	Responses	Your College		HSS		2013 Cohort	
			Count	Percent	Count	Percent	Count	Percent
Item 12: Think about your experiences from the time of your decision to attend this college through the end of the first three weeks of your first semester/quarter.								
12a. Before I could register for classes, I was required to take a placement test (COMPASS, ASSET, ACCUPLACER, SAT, ACT, etc.) to assess my skills in reading, writing, and/or math [COLLREAD]	REQPTEST	Yes	290	91.3	10,143	82.2	80,580	85.0
		No	28	8.7	2,190	17.8	14,259	15.0
		Total	318	100.0	12,333	100.0	94,839	100.0
12b. I took a placement test (COMPASS, ASSET, ACCUPLACER, SAT, ACT, etc.) [COLLREAD]	TKPTEST	Yes	286	92.4	10,398	86.2	82,300	88.6
		No	23	7.6	1,668	13.8	10,557	11.4
		Total	309	100.0	12,066	100.0	92,857	100.0
Item 14								
14. This college required me to enroll in classes indicated by my placement test scores during my first semester/quarter [COLLREAD]	REQCLASS	Yes	260	82.5	9,034	73.4	67,059	71.1
		No	55	17.5	3,275	26.6	27,234	28.9
		Total	316	100.0	12,309	100.0	94,292	100.0
Item 21: Think about your experiences from the time of your decision to attend this college through the end of the first three weeks of your first semester/quarter. Within a class, or through another experience at this college:								
21a. I learned to improve my study skills (listening, note taking, highlighting readings, working with others, etc.) [COLLREAD]	LNDSTUDY	Strongly disagree	3	1.1	160	1.3	1,480	1.6
		Disagree	15	4.8	422	3.4	3,882	4.1
		Neutral	64	20.2	2,369	19.2	19,154	20.2
		Agree	135	42.2	5,092	41.2	39,741	41.8
		Strongly agree	101	31.7	4,302	34.8	30,784	32.4
		Total	319	100.0	12,346	100.0	95,041	100.0
21b. I learned to understand my academic strengths and weaknesses [COLLREAD]	LNDACAWK	Strongly disagree	3	1.1	134	1.1	1,204	1.3
		Disagree	18	5.5	459	3.7	3,966	4.2
		Neutral	81	25.5	2,584	21.0	21,764	22.9
		Agree	124	39.2	5,419	43.9	41,737	44.0
		Strongly agree	91	28.7	3,739	30.3	26,272	27.7
		Total	317	100.0	12,335	100.0	94,942	100.0
21c. I learned skills and strategies to improve my test-taking ability [COLLREAD]	LNSKLLS	Strongly disagree	7	2.3	274	2.2	2,452	2.6
		Disagree	31	9.8	1,062	8.6	9,307	9.8
		Neutral	94	29.6	3,731	30.2	30,223	31.8
		Agree	109	34.4	4,129	33.5	31,112	32.8
		Strongly agree	76	23.9	3,138	25.4	21,880	23.0
		Total	318	100.0	12,334	100.0	94,974	100.0

* The comparison group and cohort columns on this page EXCLUDE your college.

**Survey of Entering Student Engagement
Cochise College (2013 Administration)
2013 Benchmark Bar Chart - Main Survey**
Comparison Group: Hispanic Student Success in the 2013 Cohort*
Entering Students Only
[Weighted]
Engaged Learning (ENGAGLRN)



* The comparison group and cohort bars on this page INCLUDE your college.

Survey of Entering Student Engagement - Cochise College (2013 Administration)

2013 Benchmark Means Report - Main Survey

Comparison Group: Hispanic Student Success in the 2013 Cohort*

Entering Students Only

[Weighted]

Engaged Learning (ENGAGLRN)

		Your College	HSS		2013 Cohort	
Item	Variable	Mean	Mean	Effect Size**	Mean	Effect Size**
Item 19: During the first three weeks of your first semester/quarter at this college, about how often did you do the following?						
1 = Never, 2 = Once, 3 = Two or three times, 4 = Four or more times						
19a. Ask questions in class or contribute to class discussions [ENGAGLRN]	ASKQUES	2.79	2.79		2.85	
19b. Prepare at least two drafts of a paper or assignment before turning it in [ENGAGLRN]	PREPDRFT	2.17	2.17		2.16	
19e. Participate in supplemental instruction (extra class sessions with an instructor, tutor, or experienced student) [ENGAGLRN]	SUPINSTR	1.36	1.56	-0.24**	1.52	
19g. Work with other students on a project or assignment during class [ENGAGLRN]	PINCLASS	2.46	2.45		2.46	
19h. Work with classmates outside of class on class projects or assignments [ENGAGLRN]	PREPOUTC	1.45	1.60		1.56	
19i. Participate in a required study group outside of class [ENGAGLRN]	GRPSTUDY	1.23	1.33		1.28	
19j. Participate in a student-initiated (not required) study group outside of class [ENGAGLRN]	NRGSTUDY	1.21	1.31		1.28	
19k. Use an electronic tool (e-mail, text messaging, Facebook, MySpace, class Web site, etc.) to communicate with another student about coursework [ENGAGLRN]	USEINTMG	2.16	2.15		2.08	
19l. Use an electronic tool (e-mail, text messaging, Facebook, MySpace, class Web site, etc.) to communicate with an instructor about coursework [ENGAGLRN]	MAILFAC	1.88	2.18	-0.30**	2.19	-0.30**
19m. Discuss an assignment or grade with an instructor [ENGAGLRN]	FACASSN	1.94	2.05		2.06	
19n. Ask for help from an instructor regarding questions or problems related to a class [ENGAGLRN]	CLASSREL	2.35	2.33		2.34	
19o. Receive prompt written or oral feedback from instructors on your performance [ENGAGLRN]	FEEDBACK	2.36	2.28		2.34	
19q. Discuss ideas from your readings or classes with instructors outside of class [ENGAGLRN]	FACIDOC	1.44	1.56		1.55	
Item 20.2: Think about your experiences from the time of your decision to attend this college through the end of the first three weeks of your first semester/quarter. How often did you use the following services?						
1 = Never, 2 = Once, 3 = Two or three times, 4 = Four or more times						
20.2d. Face-to-face tutoring [ENGAGLRN]	FFTUSE	1.21	1.33		1.27	
20.2f. Writing, math, or other skill lab [ENGAGLRN]	SKLABUSE	1.97	1.84		1.73	0.22**
20.2h. Computer lab [ENGAGLRN]	COMLBUSE	2.08	2.15		2.09	

* The comparison group and cohort columns on this page EXCLUDE your college.

** T-test: 2-tailed

If a row contains less than 50 respondents, interpret the comparison results cautiously.

Survey of Entering Student Engagement - Cochise College (2013 Administration)

2013 Benchmark Frequency Distributions - Main Survey

Comparison Group: Hispanic Student Success in the 2013 Cohort*

Entering Students Only

[Weighted]

Engaged Learning (ENGAGLRN)

Item	Variable	Responses	Your College		HSS		2013 Cohort	
			Count	Percent	Count	Percent	Count	Percent
Item 19: During the first three weeks of your first semester/quarter at this college, about how often did you do the following?								
19a. Ask questions in class or contribute to class discussions [ENGAGLRN]	ASKQUES	Never	29	9.1	998	8.0	7,535	7.9
		Once	68	21.1	3,160	25.4	21,515	22.4
		Two or three times	163	51.1	5,767	46.3	44,351	46.2
		Four or more times	60	18.7	2,538	20.4	22,500	23.5
		Total	320	100.0	12,463	100.0	95,900	100.0
19b. Prepare at least two drafts of a paper or assignment before turning it in [ENGAGLRN]	PREPDRFT	Never	79	25.0	3,316	26.8	26,938	28.3
		Once	124	39.2	4,485	36.2	33,270	34.9
		Two or three times	93	29.5	3,752	30.3	28,359	29.7
		Four or more times	20	6.4	839	6.8	6,788	7.1
		Total	317	100.0	12,392	100.0	95,355	100.0
19e. Participate in supplemental instruction (extra class sessions with an instructor, tutor, or experienced student) [ENGAGLRN]	SUPINSTR	Never	249	78.3	8,131	65.2	65,296	68.2
		Once	35	11.1	2,228	17.9	15,482	16.2
		Two or three times	22	6.9	1,520	12.2	10,518	11.0
		Four or more times	12	3.7	586	4.7	4,410	4.6
		Total	318	100.0	12,465	100.0	95,706	100.0
19g. Work with other students on a project or assignment during class [ENGAGLRN]	PINCLASS	Never	69	21.6	2,631	21.1	20,460	21.4
		Once	74	23.5	3,315	26.6	24,422	25.5
		Two or three times	135	42.5	4,777	38.3	36,794	38.4
		Four or more times	40	12.5	1,746	14.0	14,039	14.7
		Total	318	100.0	12,469	100.0	95,715	100.0
19h. Work with classmates outside of class on class projects or assignments [ENGAGLRN]	PREPOUTC	Never	223	70.6	7,674	61.8	62,564	65.5
		Once	51	16.3	2,616	21.1	16,832	17.6
		Two or three times	33	10.3	1,560	12.6	11,652	12.2
		Four or more times	9	2.8	573	4.6	4,399	4.6
		Total	316	100.0	12,423	100.0	95,447	100.0
19i. Participate in a required study group outside of class [ENGAGLRN]	GRPSTUDY	Never	269	85.1	9,883	79.3	79,096	82.7
		Once	27	8.5	1,397	11.2	8,769	9.2
		Two or three times	14	4.4	841	6.7	5,461	5.7
		Four or more times	6	2.0	339	2.7	2,310	2.4
		Total	316	100.0	12,460	100.0	95,636	100.0
19j. Participate in a student-initiated (not required) study group outside of class [ENGAGLRN]	NRGSTUDY	Never	282	88.7	9,971	80.3	78,381	82.2
		Once	14	4.4	1,378	11.1	9,308	9.8
		Two or three times	15	4.7	737	5.9	5,324	5.6
		Four or more times	7	2.3	334	2.7	2,369	2.5
		Total	318	100.0	12,420	100.0	95,382	100.0

* The comparison group and cohort columns on this page EXCLUDE your college.

Survey of Entering Student Engagement - Cochise College (2013 Administration)

2013 Benchmark Frequency Distributions - Main Survey

Comparison Group: Hispanic Student Success in the 2013 Cohort*

Entering Students Only

[Weighted]

Engaged Learning (ENGAGLRN)

Item	Variable	Responses	Your College		HSS		2013 Cohort	
			Count	Percent	Count	Percent	Count	Percent
Item 19: During the first three weeks of your first semester/quarter at this college, about how often did you do the following?								
19k. Use an electronic tool (e-mail, text messaging, Facebook, MySpace, class Web site, etc.) to communicate with another student about coursework [ENGAGLRN]	USEINTMG	Never	127	39.9	4,923	39.5	41,049	42.8
		Once	67	21.1	2,816	22.6	20,381	21.3
		Two or three times	71	22.4	2,706	21.7	19,646	20.5
		Four or more times	53	16.6	2,028	16.3	14,754	15.4
		Total	318	100.0	12,474	100.0	95,831	100.0
19l. Use an electronic tool (e-mail, text messaging, Facebook, MySpace, class Web site, etc.) to communicate with an instructor about coursework [ENGAGLRN]	MAILFAC	Never	154	48.8	4,242	34.1	33,040	34.6
		Once	74	23.3	3,394	27.3	24,891	26.1
		Two or three times	60	19.1	3,101	25.0	24,278	25.4
		Four or more times	28	8.8	1,688	13.6	13,219	13.9
		Total	316	100.0	12,425	100.0	95,429	100.0
19m. Discuss an assignment or grade with an instructor [ENGAGLRN]	FACASSN	Never	121	38.2	4,196	33.7	31,532	33.0
		Once	110	34.6	4,310	34.6	33,115	34.6
		Two or three times	71	22.2	3,040	24.4	24,353	25.5
		Four or more times	16	5.0	892	7.2	6,646	6.9
		Total	318	100.0	12,438	100.0	95,645	100.0
19n. Ask for help from an instructor regarding questions or problems related to a class [ENGAGLRN]	CLASSREL	Never	81	25.6	2,912	23.4	22,508	23.5
		Once	82	25.9	3,931	31.6	29,494	30.8
		Two or three times	117	36.7	4,137	33.3	32,078	33.5
		Four or more times	37	11.8	1,457	11.7	11,562	12.1
		Total	318	100.0	12,437	100.0	95,642	100.0
19o. Receive prompt written or oral feedback from instructors on your performance [ENGAGLRN]	FEEDBACK	Never	86	27.3	3,286	26.4	23,773	24.9
		Once	78	24.6	3,770	30.3	27,655	29.0
		Two or three times	103	32.8	3,945	31.7	31,669	33.2
		Four or more times	48	15.3	1,432	11.5	12,409	13.0
		Total	315	100.0	12,434	100.0	95,507	100.0
19q. Discuss ideas from your readings or classes with instructors outside of class [ENGAGLRN]	FACIDOC	Never	226	71.6	8,125	65.3	62,739	65.6
		Once	50	15.9	2,299	18.5	17,487	18.3
		Two or three times	30	9.5	1,441	11.6	10,999	11.5
		Four or more times	10	3.1	582	4.7	4,361	4.6
		Total	316	100.0	12,447	100.0	95,586	100.0
Item 20.2: Think about your experiences from the time of your decision to attend this college through the end of the first three weeks of your first semester/quarter. How often did you use the following services?								
20.2d. Face-to-face tutoring [ENGAGLRN]	FFTUSE	Never	265	86.9	9,484	79.7	76,533	83.7
		Once	22	7.1	1,293	10.9	7,834	8.6
		Two or three times	12	3.9	686	5.8	4,370	4.8
		Four or more times	6	2.1	435	3.7	2,738	3.0
		Total	305	100.0	11,897	100.0	91,475	100.0

* The comparison group and cohort columns on this page EXCLUDE your college.

Survey of Entering Student Engagement - Cochise College (2013 Administration)

2013 Benchmark Frequency Distributions - Main Survey

Comparison Group: Hispanic Student Success in the 2013 Cohort*

Entering Students Only

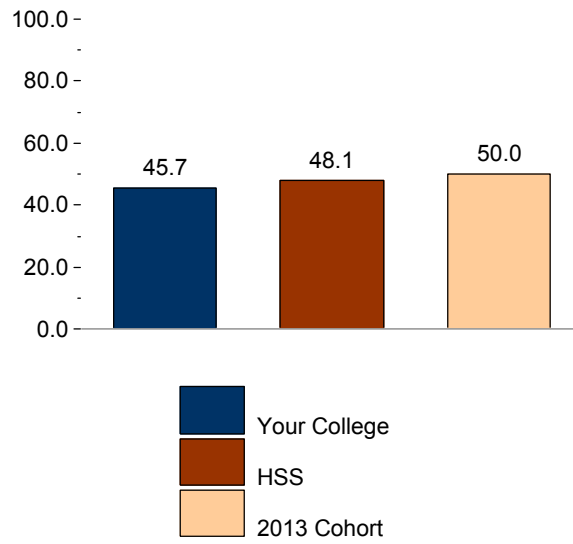
[Weighted]

Engaged Learning (ENGAGLRN)

Item	Variable	Responses	Your College		HSS		2013 Cohort	
			Count	Percent	Count	Percent	Count	Percent
Item 20.2: Think about your experiences from the time of your decision to attend this college through the end of the first three weeks of your first semester/quarter. How often did you use the following services?								
20.2f. Writing, math, or other skill lab [ENGAGLRN]	SKLABUSE	Never	169	54.6	6,956	58.7	58,444	64.3
		Once	44	14.1	1,656	14.0	10,721	11.8
		Two or three times	34	11.1	1,446	12.2	9,746	10.7
		Four or more times	62	20.1	1,799	15.2	12,025	13.2
		Total	309	100.0	11,857	100.0	90,937	100.0
20.2h. Computer lab [ENGAGLRN]	COMLBUSE	Never	160	51.6	4,984	41.7	42,786	46.7
		Once	35	11.2	2,392	20.0	15,455	16.9
		Two or three times	46	14.9	2,366	19.8	15,935	17.4
		Four or more times	69	22.3	2,213	18.5	17,472	19.1
		Total	310	100.0	11,954	100.0	91,648	100.0

* The comparison group and cohort columns on this page EXCLUDE your college.

**Survey of Entering Student Engagement
Cochise College (2013 Administration)
2013 Benchmark Bar Chart - Main Survey**
Comparison Group: Hispanic Student Success in the 2013 Cohort*
Entering Students Only
[Weighted]
Academic and Social Support (ACSOCSUP)



* The comparison group and cohort bars on this page INCLUDE your college.

Survey of Entering Student Engagement - Cochise College (2013 Administration)

2013 Benchmark Means Report - Main Survey

Comparison Group: Hispanic Student Success in the 2013 Cohort*

Entering Students Only

[Weighted]

Academic and Social Support (ACSOCSUP)

		Your College	HSS		2013 Cohort	
Item	Variable	Mean	Mean	Effect Size**	Mean	Effect Size**
Item 18: Think about your experiences from the time of your decision to attend this college through the end of the first three weeks of your first semester/quarter.						
1 = Strongly disagree, 2 = Disagree, 3 = Neutral, 4 = Agree, 5 = Strongly agree						
18l. All instructors clearly explained academic and student support services available at this college [ACSOCSUP]	RESOURCE	3.69	3.82		3.82	
18m. All instructors clearly explained course grading policies [ACSOCSUP]	GRADEPOL	4.18	4.26		4.27	
18n. All instructors clearly explained course syllabi (syllabuses) [ACSOCSUP]	SYLLABI	4.22	4.35		4.37	-0.21**
18o. I knew how to get in touch with my instructors outside of class [ACSOCSUP]	FACMEET	4.11	4.23		4.28	-0.22**
18q. At least one other student whom I didn't previously know learned my name [ACSOCSUP]	OSTUDNAM	4.03	4.08		4.14	
18r. At least one instructor learned my name [ACSOCSUP]	FACNAM	4.24	4.18		4.27	
18s. I learned the name of at least one other student in most of my classes [ACSOCSUP]	STUNAM	4.23	4.18		4.24	

* The comparison group and cohort columns on this page EXCLUDE your college.

** T-test: 2-tailed

If a row contains less than 50 respondents, interpret the comparison results cautiously.

Survey of Entering Student Engagement - Cochise College (2013 Administration)

2013 Benchmark Frequency Distributions - Main Survey

Comparison Group: Hispanic Student Success in the 2013 Cohort*

Entering Students Only

[Weighted]

Academic and Social Support (ACSOCSUP)

Item	Variable	Responses	Your College		HSS		2013 Cohort	
			Count	Percent	Count	Percent	Count	Percent
Item 18: Think about your experiences from the time of your decision to attend this college through the end of the first three weeks of your first semester/quarter.								
18l. All instructors clearly explained academic and student support services available at this college [ACSOCSUP]	RESOURCE	Strongly disagree	4	1.2	285	2.3	2,073	2.2
		Disagree	26	8.2	993	8.0	8,049	8.5
		Neutral	90	28.3	2,633	21.3	19,501	20.5
		Agree	141	44.2	5,227	42.3	40,372	42.4
		Strongly agree	57	18.0	3,231	26.1	25,139	26.4
		Total	318	100.0	12,369	100.0	95,134	100.0
18m. All instructors clearly explained course grading policies [ACSOCSUP]	GRADEPOL	Strongly disagree	4	1.3	75	0.6	540	0.6
		Disagree	13	4.2	269	2.2	1,999	2.1
		Neutral	30	9.4	1,156	9.3	8,564	9.0
		Agree	145	45.6	5,741	46.3	44,277	46.5
		Strongly agree	125	39.4	5,151	41.6	39,849	41.8
		Total	317	100.0	12,391	100.0	95,229	100.0
18n. All instructors clearly explained course syllabi (syllabuses) [ACSOCSUP]	SYLLABI	Strongly disagree	4	1.3	52	0.4	411	0.4
		Disagree	7	2.3	209	1.7	1,552	1.6
		Neutral	28	8.9	929	7.5	6,552	6.9
		Agree	153	48.2	5,296	42.8	40,759	42.8
		Strongly agree	125	39.3	5,889	47.6	45,863	48.2
		Total	318	100.0	12,375	100.0	95,136	100.0
18o. I knew how to get in touch with my instructors outside of class [ACSOCSUP]	FACMEET	Strongly disagree	9	2.7	128	1.0	646	0.7
		Disagree	12	3.9	306	2.5	2,369	2.5
		Neutral	37	11.7	1,319	10.6	8,653	9.1
		Agree	136	43.0	5,491	44.3	41,933	44.0
		Strongly agree	123	38.8	5,150	41.6	41,717	43.8
		Total	317	100.0	12,394	100.0	95,318	100.0
18q. At least one other student whom I didn't previously know learned my name [ACSOCSUP]	OSTUDNAM	Strongly disagree	1	0.3	353	2.8	2,411	2.5
		Disagree	20	6.3	675	5.4	4,722	5.0
		Neutral	56	17.7	1,487	12.0	9,943	10.4
		Agree	131	41.1	5,029	40.5	38,171	40.0
		Strongly agree	110	34.5	4,859	39.2	40,102	42.1
		Total	318	100.0	12,404	100.0	95,349	100.0
18r. At least one instructor learned my name [ACSOCSUP]	FACNAM	Strongly disagree	3	0.9	248	2.0	1,411	1.5
		Disagree	10	3.1	567	4.6	3,237	3.4
		Neutral	33	10.4	1,236	10.0	7,792	8.2
		Agree	136	42.6	4,981	40.3	38,353	40.4
		Strongly agree	137	43.0	5,317	43.1	44,204	46.5
		Total	318	100.0	12,349	100.0	94,996	100.0

* The comparison group and cohort columns on this page EXCLUDE your college.

Survey of Entering Student Engagement - Cochise College (2013 Administration)

2013 Benchmark Frequency Distributions - Main Survey

Comparison Group: Hispanic Student Success in the 2013 Cohort*

Entering Students Only

[Weighted]

Academic and Social Support (ACSOCSUP)

Item	Variable	Responses	Your College		HSS		2013 Cohort	
			Count	Percent	Count	Percent	Count	Percent
Item 18: Think about your experiences from the time of your decision to attend this college through the end of the first three weeks of your first semester/quarter.								
18s. I learned the name of at least one other student in most of my classes [ACSOCSUP]	STUNAM	Strongly disagree	2	0.6	229	1.8	1,648	1.7
		Disagree	14	4.3	557	4.5	3,844	4.0
		Neutral	28	8.9	1,272	10.2	8,127	8.5
		Agree	139	43.8	4,996	40.2	37,838	39.7
		Strongly agree	135	42.4	5,363	43.2	43,892	46.0
		Total	318	100.0	12,418	100.0	95,351	100.0

* The comparison group and cohort columns on this page EXCLUDE your college.

Colleges in the Comparison Group

Comparison Group: Hispanic Student Success in the 2013 Cohort

Institution	State
Austin Community College	TX
Cleveland State Community College	TN
Coastal Bend College	TX
Eastern New Mexico University - Roswell	NM
Eastfield College	TX
El Centro College	TX
Essex County College	NJ
Hartnell College	CA
Lee College	TX
Lone Star College - CyFair	TX
Lone Star College - Kingwood	TX
Lone Star College - Montgomery	TX
Lone Star College - North Harris	TX
Lone Star College - Tomball	TX
Los Medanos College	CA
Midlands Technical College	SC
Mountain View College	TX
Northwest Vista College	TX
Palo Alto College	TX
Pima Community College	AZ
San Antonio College	TX
San Jacinto College - Central Campus	TX
San Jacinto College - North Campus	TX
San Jacinto College - South Campus	TX
Wharton County Junior College	TX