

Carpentry Technology Occupation Report



CIP 46.0201

Cochise, Pima, SC








Carpentry/Carpenter

CIP 2010: A program that prepares individuals to apply technical knowledge and skills to lay out, cut, fabricate, erect, install, and repair wooden structures and fixtures, using hand and power tools. Includes instruction in technical mathematics, framing, construction materials and selection, job estimating, blueprint reading, foundations and roughing-in, finish carpentry techniques, and applicable codes and standards.

Occupation Gender Breakdown 2016

	Gender	Jobs	Percent
•	Males	4,068	96.8% 
•	Females	133	3.2% 

Occupation Age Breakdown 2016

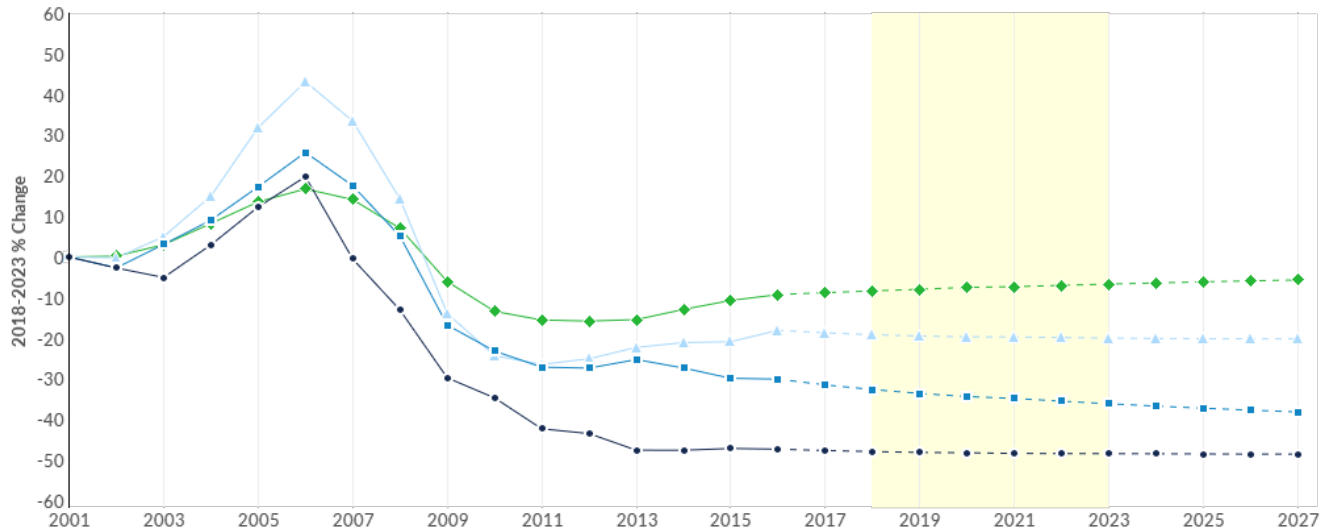
	Age	Jobs	Percent
•	14-18	9	0.2% 
•	19-24	162	3.8% 
•	25-34	652	15.5% 
•	35-44	1,024	24.4% 
•	45-54	1,158	27.6% 
•	55-64	951	22.7% 
•	65+	245	5.8% 

Occupation Summary for 46.0201

4,201 Jobs (2016) 18% below National average	-5.2% % Change (2018-2023) Nation: 1.8%	\$16.44/hr Median Hourly Earnings Nation: \$20.17/hr
---	--	---

October 10, 2017

Occupation Change Summary



	Region	2018 Jobs	2023 Jobs	Change	% Change	Median Hourly Earnings
●	Cochise County, AZ	302	299	-3	-1%	\$14.83
●	Cochise, Pima, SC	4,046	3,837	-209	-5%	\$16.44
●	Arizona (AZ)	31,191	30,870	-321	-1%	\$19.37
●	United States	1,738,742	1,770,675	31,933	2%	\$20.17

SOC	Description	Typical Entry Level Education	Work Experience Required	Typical On-The-Job Training
47-1011	First-Line Supervisors of Construction Trades and Extraction Workers	High school diploma or equivalent	5 years or more	None
47-2031	Carpenters	High school diploma or equivalent	None	Apprenticeship
47-3012	Helpers--Carpenters	No formal educational credential	None	Short-term on-the-job training

Occupation Breakdown - 2018 Jobs

Occupation	Description	Cochise County, AZ	Cochise, Pima, SC	Arizona (AZ)	United States
47-2031	Carpenters	179	2,186	16,187	1,053,200
47-1011	First-Line Supervisors of Construction Trades and Extraction Workers	117	1,774	14,640	647,396
47-3012	Helpers--Carpenters	<10	86	365	38,145
	Total	302	4,046	31,191	1,738,742

Occupation Breakdown - 2023 Jobs

Occupation	Description	Cochise County, AZ	Cochise, Pima, SC	Arizona (AZ)	United States
47-2031	Carpenters	179	2,109	16,095	1,066,047
47-1011	First-Line Supervisors of Construction Trades and Extraction Workers	115	1,651	14,416	664,907
47-3012	Helpers--Carpenters	<10	77	360	39,721
	Total	299	3,837	30,870	1,770,675

Occupation Breakdown - Change

Occupation	Description	Cochise County, AZ	Cochise, Pima, SC	Arizona (AZ)	United States
47-2031	Carpenters	0	-77	-92	12,847
47-3012	Helpers--Carpenters	--	-9	-5	1,576
47-1011	First-Line Supervisors of Construction Trades and Extraction Workers	-2	-123	-224	17,511
	Total	-3	-209	-321	31,933

Occupation Breakdown - Median Hourly Earnings

Occupation	Description	Cochise County, AZ	Cochise, Pima, SC	Arizona (AZ)	United States
47-1011	First-Line Supervisors of Construction Trades and Extraction Workers	\$26.51	\$25.93	\$26.61	\$28.18
47-2031	Carpenters	\$16.89	\$13.25	\$18.74	\$20.96
47-3012	Helpers--Carpenters	--	\$14.53	\$14.66	\$13.85
	Total	\$20.62	\$18.91	\$22.40	\$23.48








Top Industries – Change from 2018-2023

NAICS Code	Description	Cochise County, AZ	Cochise, Pima, SC	Arizona (AZ)	United States
238350	Finish Carpentry Contractors	6	2	21	-2,165
236118	Residential Remodelers	4	21	307	13,261
237110	Water and Sewer Line and Related Structures Construction	3	-1	18	951
236220	Commercial and Institutional Building Construction	0	-38	67	6,423
236115	New Single-Family Housing Construction (except For-Sale Builders)	-7	-92	-426	-9,680
	Total	6	-108	-14	8,789

Source: QCEW Employees, Non-QCEW Employees & Self-Employed - EMSI 2017.3 Class of Worker

National Educational Attainment








Carpenters (47-2031)

	Education Level	2016 Percent
●	Less than high school diploma	24.6% 
●	High school diploma or equivalent	43.1% 
●	Some college, no degree	20.7% 
●	Associate's degree	5.2% 
●	Bachelor's degree	5.5% 
●	Master's degree	0.8% 
●	Doctoral or professional degree	0.1% 

* National Educational Attainment - Settings

National Educational Attainment








First-Line Supervisors of Construction Trades and Extraction Workers (47-1011)

	Education Level	2016 Percent
●	Less than high school diploma	13.7% 
●	High school diploma or equivalent	42.0% 
●	Some college, no degree	25.8% 
●	Associate's degree	7.0% 
●	Bachelor's degree	9.6% 
●	Master's degree	1.4% 
●	Doctoral or professional degree	0.4% 

* National Educational Attainment - Settings

National Educational Attainment

Helpers--Carpenters (47-3012)

	Education Level	2016 Percent
●	Less than high school diploma	43.9% 
●	High school diploma or equivalent	36.0% 
●	Some college, no degree	11.5% 
●	Associate's degree	4.3% 
●	Bachelor's degree	4.0% 
●	Master's degree	0.4% 
●	Doctoral or professional degree	0.0% 

* National Educational Attainment - Settings

Appendix A - Data Sources and Calculations

Location Quotient

Location quotient (LQ) is a way of quantifying how concentrated a particular industry, cluster, occupation, or demographic group is in a region as compared to the nation. It can reveal what makes a particular region unique in comparison to the national average.

Occupation Data

EMSI occupation employment data are based on final EMSI industry data and final EMSI staffing patterns. Wage estimates are based on Occupational Employment Statistics (QCEW and Non-QCEW Employees classes of worker) and the American Community Survey (Self-Employed and Extended Proprietors). Occupational wage estimates also affected by county-level EMSI earnings by industry.

Completers Data

The completers data in this report is taken directly from the national IPEDS database published by the U.S. Department of Education's National Center for Education Statistics.

Institution Data

The institution data in this report is taken directly from the national IPEDS database published by the U.S. Department of Education's National Center for Education Statistics.

Industry Data

EMSI industry data have various sources depending on the class of worker. (1) For QCEW Employees, EMSI primarily uses the QCEW (Quarterly Census of Employment and Wages), with supplemental estimates from County Business Patterns and Current Employment Statistics. (2) Non-QCEW employees data are based on a number of sources including QCEW, Current Employment Statistics, County Business Patterns, BEA State and Local Personal Income reports, the National Industry-Occupation Employment Matrix (NIOEM), the American Community Survey, and Railroad Retirement Board statistics. (3) Self-Employed and Extended Proprietor classes of worker data are primarily based on the American Community Survey, Nonemployer Statistics, and BEA State and Local Personal Income Reports. Projections for QCEW and Non-QCEW Employees are informed by NIOEM and long-term industry projections published by individual states.

Staffing Patterns Data

The staffing pattern data in this report are compiled from several sources using a specialized process. For QCEW and Non-QCEW Employees classes of worker, sources include Occupational Employment Statistics, the National Industry-Occupation Employment Matrix, and the American Community Survey. For the Self-Employed and Extended Proprietors classes of worker, the primary source is the American Community Survey, with a small amount of information from Occupational Employment Statistics.

State Data Sources

This report uses state data from the following agencies: Arizona Department of Administration, Office of Employment and Population Statistics