

Certified Nursing Assistant Occupation Report

CIP 51.3902

Cochise, Pima, SC

Nursing Assistant/Aide and Patient Care Assistant/Aide

CIP 2010: A program that prepares individuals to perform routine nursing-related services to patients in hospitals or long-term care facilities, under the training and supervision of a registered nurse or licensed practical nurse.

* *Program Description – Settings*

Occupation Gender Breakdown 2016

Gender	Jobs	Percent
Males	497	17.3%
Females	2,383	82.7%

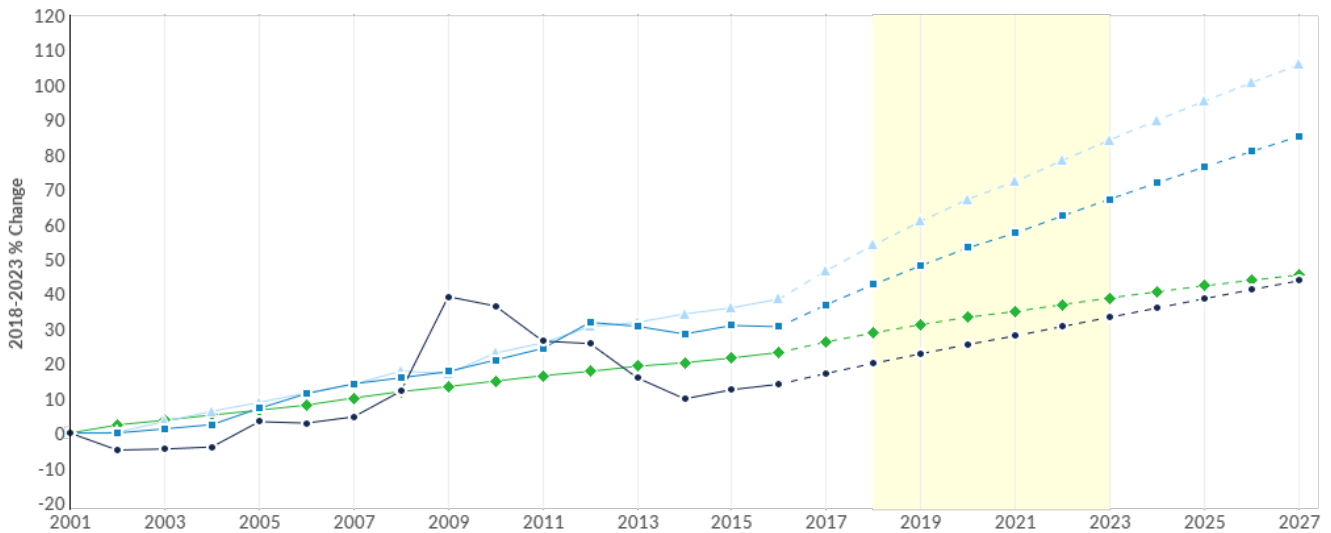
Occupation Age Breakdown 2016

Age	Jobs	Percent
14-18	19	0.7%
19-24	355	12.3%
25-34	656	22.8%
35-44	617	21.4%
45-54	594	20.6%
55-64	481	16.7%
65+	158	5.5%

Occupation Summary for 51.3902

2,880 Jobs (2016) 38% below National average	17.2% % Change (2018-2023) Nation: 7.8%	\$13.43/hr Median Hourly Earnings Nation: \$12.77/hr
---	--	---

Occupation Change Summary



Region	2018 Jobs	2023 Jobs	Change	% Change	Median Hourly Earnings
● Cochise County, AZ	186	206	20	11%	\$14.39
● Cochise, Pima, SC	3,148	3,690	542	17%	\$13.43
● Arizona (AZ)	17,055	20,398	3,343	20%	\$13.81
● United States	1,620,292	1,746,331	126,039	8%	\$12.77

SOC	Description	Typical Entry Level Education	Work Experience Required	Typical On-The-Job Training
31-1014	Nursing Assistants	Postsecondary non-degree award	None	None
31-1015	Orderlies	High school diploma or equivalent	None	Short-term on-the-job training

Occupation Breakdown - 2018 Jobs

Occupation	Description	Cochise County, AZ	Cochise, Pima, SC	Arizona (AZ)	United States
31-1014	Nursing Assistants	175	3,022	16,130	1,561,527
31-1015	Orderlies	11	127	925	58,765
	Total	186	3,148	17,055	1,620,292

Occupation Breakdown - 2023 Jobs

Occupation	Description	Cochise County, AZ	Cochise, Pima, SC	Arizona (AZ)	United States
31-1014	Nursing Assistants	195	3,546	19,350	1,684,333
31-1015	Orderlies	11	144	1,048	61,997
	Total	206	3,690	20,398	1,746,331

Occupation Breakdown - Change

Occupation	Description	Cochise County, AZ	Cochise, Pima, SC	Arizona (AZ)	United States
31-1014	Nursing Assistants	20	524	3,220	122,806
31-1015	Orderlies	0	17	123	3,232
	Total	20	542	3,343	126,039

Occupation Breakdown - Median Hourly Earnings

Occupation	Description	Cochise County, AZ	Cochise, Pima, SC	Arizona (AZ)	United States
31-1014	Nursing Assistants	\$14.61	\$13.48	\$13.93	\$12.78
31-1015	Orderlies	\$13.95	\$12.13	\$12.27	\$12.80
	Total	\$14.57	\$13.42	\$13.84	\$12.78








Top Industries – Change from 2018 - 2023

NAICS Code	Description	Cochise County, AZ	Cochise, Pima, SC	Arizona (AZ)	United States
623110	Nursing Care Facilities (Skilled Nursing Facilities)	11	149	959	28,671
623312	Assisted Living Facilities for the Elderly	--	111	477	14,763
814110	Private Households	--	4	17	818
901199	Federal Government, Civilian, Excluding Postal Service	0	3	6	-276
622110	General Medical and Surgical Hospitals	0	121	654	13,988
	Total	14	388	2,114	57,964

Source: QCEW Employees, Non-QCEW Employees & Self-Employed - Emsi 2017.3 Class of Worker

National Educational Attainment








Nursing Assistants (31-1014)

	Education Level	2016 Percent
●	Less than high school diploma	12.4% 
●	High school diploma or equivalent	34.6% 
●	Some college, no degree	31.9% 
●	Associate's degree	9.8% 
●	Bachelor's degree	7.9% 
●	Master's degree	1.9% 
●	Doctoral or professional degree	1.5% 

* National Educational Attainment – Settings

National Educational Attainment

Orderlies (31-1015)

	Education Level	2016 Percent
●	Less than high school diploma	12.4% 
●	High school diploma or equivalent	34.6% 
●	Some college, no degree	31.9% 
●	Associate's degree	9.8% 
●	Bachelor's degree	7.9% 
●	Master's degree	1.9% 
●	Doctoral or professional degree	1.5% 

* National Educational Attainment – Settings

Appendix A - Data Sources and Calculations

Location Quotient

Location quotient (LQ) is a way of quantifying how concentrated a particular industry, cluster, occupation, or demographic group is in a region as compared to the nation. It can reveal what makes a particular region unique in comparison to the national average.

Occupation Data

EMSI occupation employment data are based on final EMSI industry data and final EMSI staffing patterns. Wage estimates are based on Occupational Employment Statistics (QCEW and Non-QCEW Employees classes of worker) and the American Community Survey (Self-Employed and Extended Proprietors). Occupational wage estimates also affected by county-level EMSI earnings by industry.

Completers Data

The completers data in this report is taken directly from the national IPEDS database published by the U.S. Department of Education's National Center for Education Statistics.

Institution Data

The institution data in this report is taken directly from the national IPEDS database published by the U.S. Department of Education's National Center for Education Statistics.

Industry Data

EMSI industry data have various sources depending on the class of worker. (1) For QCEW Employees, EMSI primarily uses the QCEW (Quarterly Census of Employment and Wages), with supplemental estimates from County Business Patterns and Current Employment Statistics. (2) Non-QCEW employees data are based on a number of sources including QCEW, Current Employment Statistics, County Business Patterns, BEA State and Local Personal Income reports, the National Industry-Occupation Employment Matrix (NIOEM), the American Community Survey, and Railroad Retirement Board statistics. (3) Self-Employed and Extended Proprietor classes of worker data are primarily based on the American Community Survey, Nonemployer Statistics, and BEA State and Local Personal Income Reports. Projections for QCEW and Non-QCEW Employees are informed by NIOEM and long-term industry projections published by individual states.

Staffing Patterns Data

The staffing pattern data in this report are compiled from several sources using a specialized process. For QCEW and Non-QCEW Employees classes of worker, sources include Occupational Employment Statistics, the National Industry-Occupation Employment Matrix, and the American Community Survey. For the Self-Employed and Extended Proprietors classes of worker, the primary source is the American Community Survey, with a small amount of information from Occupational Employment Statistics.

State Data Sources

This report uses state data from the following agencies: Arizona Department of Administration, Office of Employment and Population Statistics