

Chef Patissier – Baker’s Apprentice Occupation Report



CIP 12.0501

Cochise, Santa Cruz, Pima








Baking and Pastry Arts/Baker/Pastry Chef

CIP 2010: A program that prepares individuals to serve as professional bakers and pastry specialists in restaurants or other commercial baking establishments. Includes instruction in bread and pastry making, bread and pastry handling and storage, cake and pastry decorating, baking industry operations, product packaging and marketing operations, and counter display and service. * *Program Description - Settings*

Occupation Gender Breakdown 2016

	Gender	Jobs	Percent
●	Males	189	49.5% 
●	Females	193	50.5% 

Occupation Age Breakdown 2016

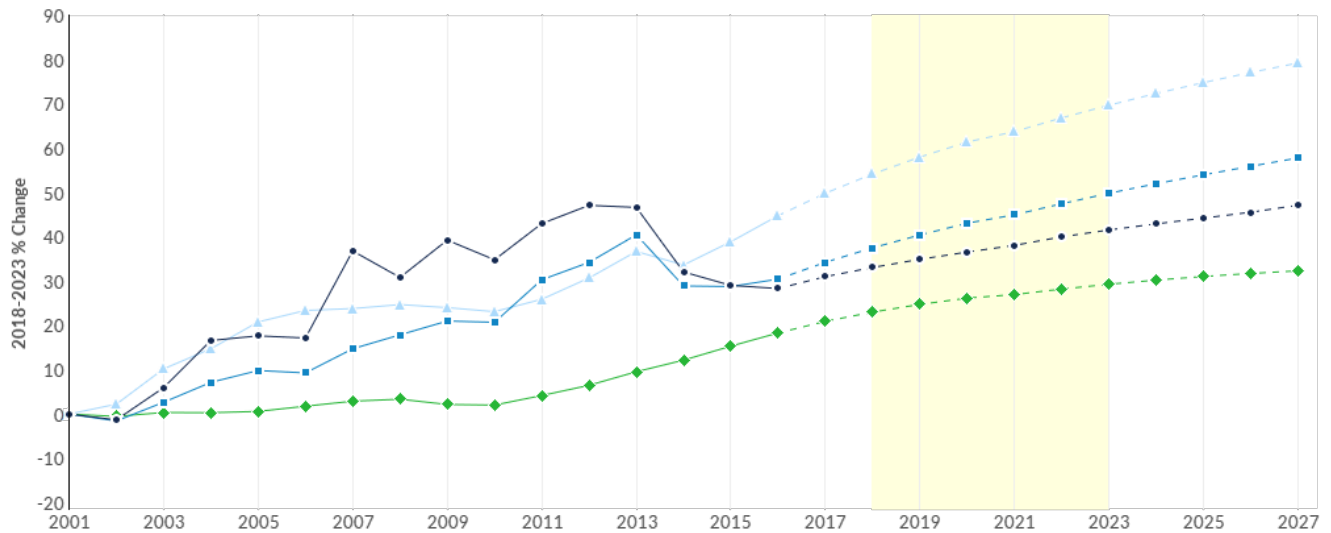
	Age	Jobs	Percent
●	14-18	4	1.0% 
●	19-24	39	10.2% 
●	25-34	84	21.9% 
●	35-44	80	20.9% 
●	45-54	92	24.1% 
●	55-64	65	17.1% 
●	65+	18	4.8% 

Occupation Summary for 12.0501

382 Jobs (2016) 34% below National average	8.9% % Change (2018-2023) Nation: 5.1%	\$12.22/hr Median Hourly Earnings Nation: \$11.84/hr
---	---	---

October 10, 2017

Occupation Change Summary



Region	2018 Jobs	2023 Jobs	Change	% Change	Median Hourly Earnings
● Cochise County, AZ	39	41	2	5%	\$10.08
● Cochise, Pima, SC	403	439	36	9%	\$12.22
● Arizona (AZ)	3,179	3,499	320	10%	\$11.62
● United States	202,335	212,663	10,328	5%	\$11.84

SOC	Description	Typical Entry Level Education	Work Experience Required	Typical On-The-Job Training
51-3011	Bakers	No formal educational credential	None	Long-term on-the-job training

Occupation Breakdown - 2018 Jobs

Occupation	Description	Cochise County, AZ	Cochise, Pima, SC	Arizona (AZ)	United States
51-3011	Bakers	39	403	3,179	202,335
	Total	39	403	3,179	202,335

Occupation Breakdown - 2023 Jobs

Occupation	Description	Cochise County, AZ	Cochise, Pima, SC	Arizona (AZ)	United States
51-3011	Bakers	41	439	3,499	212,663
	Total	41	439	3,499	212,663

Occupation Breakdown - Change

Occupation	Description	Cochise County, AZ	Cochise, Pima, SC	Arizona (AZ)	United States
51-3011	Bakers	2	36	320	10,328
	Total	2	36	320	10,328

Occupation Breakdown - Median Hourly Earnings








Occupation	Description	Cochise County, AZ	Cochise, Pima, SC	Arizona (AZ)	United States
51-3011	Bakers	\$10.08	\$12.22	\$11.62	\$11.84
	Total	\$10.08	\$12.22	\$11.62	\$11.84

Top Industries – Change from 2018 - 2023

NAICS Code	Description	Cochise County, AZ	Cochise, Pima, SC	Arizona (AZ)	United States
452910	Warehouse Clubs and Supercenters	--	9	54	2,341
311811	Retail Bakeries	--	2	11	1,203
445299	All Other Specialty Food Stores	--	--	2	9
722513	Limited-Service Restaurants	--	6	50	1,598
445110	Supermarkets and Other Grocery (except Convenience) Stores	-1	7	47	1,520
	Total	3	24	166	6,672

Source: QCEW Employees, Non-QCEW Employees & Self-Employed - Emsi 2017.3 Class of Worker

National Educational Attainment
 Bakers (51-3011)

	Education Level	2016 Percent
●	Less than high school diploma	25.1% 
●	High school diploma or equivalent	36.7% 
●	Some college, no degree	20.1% 
●	Associate's degree	7.7% 
●	Bachelor's degree	8.6% 
●	Master's degree	1.4% 
●	Doctoral or professional degree	0.4% 

* *National Educational Attainment – Settings*

Appendix A - Data Sources and Calculations

Location Quotient

Location quotient (LQ) is a way of quantifying how concentrated a particular industry, cluster, occupation, or demographic group is in a region as compared to the nation. It can reveal what makes a particular region unique in comparison to the national average.

Occupation Data

EMSI occupation employment data are based on final EMSI industry data and final EMSI staffing patterns. Wage estimates are based on Occupational Employment Statistics (QCEW and Non-QCEW Employees classes of worker) and the American Community Survey (Self-Employed and Extended Proprietors). Occupational wage estimates also affected by county-level EMSI earnings by industry.

Completers Data

The completers data in this report is taken directly from the national IPEDS database published by the U.S. Department of Education's National Center for Education Statistics.

Institution Data

The institution data in this report is taken directly from the national IPEDS database published by the U.S. Department of Education's National Center for Education Statistics.

Industry Data

EMSI industry data have various sources depending on the class of worker. (1) For QCEW Employees, EMSI primarily uses the QCEW (Quarterly Census of Employment and Wages), with supplemental estimates from County Business Patterns and Current Employment Statistics. (2) Non-QCEW employees data are based on a number of sources including QCEW, Current Employment Statistics, County Business Patterns, BEA State and Local Personal Income reports, the National Industry-Occupation Employment Matrix (NIOEM), the American Community Survey, and Railroad Retirement Board statistics. (3) Self-Employed and Extended Proprietor classes of worker data are primarily based on the American Community Survey, Nonemployer Statistics, and BEA State and Local Personal Income Reports. Projections for QCEW and Non-QCEW Employees are informed by NIOEM and long-term industry projections published by individual states.

Staffing Patterns Data

The staffing pattern data in this report are compiled from several sources using a specialized process. For QCEW and Non-QCEW Employees classes of worker, sources include Occupational Employment Statistics, the National Industry-Occupation Employment Matrix, and the American Community Survey. For the Self-Employed and Extended Proprietors classes of worker, the primary source is the American Community Survey, with a small amount of information from Occupational Employment Statistics.

State Data Sources

This report uses state data from the following agencies: Arizona Department of Administration, Office of Employment and Population Statistics