

Elementary Education Education Report

CIP 13.1202

Cochise, Pima, SC

Elementary School Teachers, Except Special Education

SOC 25-2021: Teach students basic academic, social, and other formative skills in public or private schools at the elementary level. Substitute teachers are included in "Teachers and Instructors, All Other" (25-3099). Excludes "Special Education Teachers" (25-2050)

Target Occupations

3,733 Jobs (2016) 12% below National average	3.4% % Change (2017-2022) Nation: 4.8%	\$17.98/hr Median Hourly Earnings Nation: \$27.33/hr
---	---	---




Occupation	2017 Jobs	Annual Openings	Median Hourly Earnings	Growth (2017 - 2022)	Location Quotient (2017)
Elementary School Teachers, Except Special Education	3,753	115	\$17.98/hr	3.41%	0.88

* Target Occupations - Settings

Occupational Programs						
CIP Code	Program	Completions (2011)	(2012)	(2013)	(2014)	(2015)
3.00		326.00				
Programs (2015)		Completions (2015)				
13.1202	Elementary Education and Teaching	240	197	229	232	230
13.0101	Education, General	184	169	168	71	96
13.1206	Teacher Education, Multiple Levels	0	0	0	0	0

Programs by Institution				
CIP Code	Title	Institution	Award Level	Completions (2015)
13.0101	Education, General	Pima Community College	Award of at least 1 but less than 2 academic years	1
13.0101	Education, General	Pima Community College	Associates degree	17
13.0101	Education, General	University of Arizona	Masters degree	72
13.0101	Education, General	University of Arizona	Doctors degree	6
13.1202	Elementary Education and Teaching	Pima Community College	Award of at least 1 but less than 2 academic years	74
13.1202	Elementary Education and Teaching	Cochise County Community College District	Associates degree	17
13.1202	Elementary Education and Teaching	University of Arizona	Bachelors degree	108
13.1202	Elementary Education and Teaching	University of Arizona-South	Bachelors degree	31
13.1202	Elementary Education and Teaching	University of Phoenix-Southern Arizona Campus	Bachelors degree	0
13.1202	Elementary Education and Teaching	University of Phoenix-Southern Arizona Campus	Postbaccalaureate certificate	0
13.1202	Elementary Education and Teaching	University of Phoenix-Southern Arizona Campus	Masters degree	0

Regional Completions by Award Level

Award Level	Completions (2015)	Percent
● Award of at least 1 but less than 2 academic years	74	32.2% 
● Associates degree	17	7.4% 
● Bachelors degree	139	60.4% 
Award of less than 1 academic year	0	0.0%
Award of at least 2 but less than 4 academic years	0	0.0%
Postbaccalaureate certificate	0	0.0%
Masters degree	0	0.0%
Post-masters certificate	0	0.0%
Doctors degree	0	0.0%

* Regional Completions by Award Level - Settings

Regional Completions by Institution

Institution	Certificates (2015)	Degrees (2015)	Total Completions (2015)
University of Arizona	0	108	108
Pima Community College	74	0	74
University of Arizona-South	0	31	31
Cochise County Community College District	0	17	17
University of Phoenix-Southern Arizona Campus	0	0	0

* *Regional Completions by Institution - Settings*

Appendix A - Data Sources and Calculations

Location Quotient

Location quotient (LQ) is a way of quantifying how concentrated a particular industry, cluster, occupation, or demographic group is in a region as compared to the nation. It can reveal what makes a particular region unique in comparison to the national average.

Occupation Data

EMSI occupation employment data are based on final EMSI industry data and final EMSI staffing patterns. Wage estimates are based on Occupational Employment Statistics (QCEW and Non-QCEW Employees classes of worker) and the American Community Survey (Self-Employed and Extended Proprietors). Occupational wage estimates also affected by county-level EMSI earnings by industry.

State Data Sources

This report uses state data from the following agencies: Arizona Department of Administration, Office of Employment and Population Statistics