

# Elementary Education Occupation Report



CIP 13.1202

Cochise, Pima, SC







## Elementary Education and Teaching

CIP 2010: A program that prepares individuals to teach students in the elementary grades, which may include kindergarten through grade eight, depending on the school system or state regulations. Includes preparation to teach all elementary education subject matter

## Occupation Gender Breakdown 2016

	Gender	Jobs	Percent
•	Males	746	20.7% 
•	Females	2,855	79.3% 

## Occupation Age Breakdown 2016

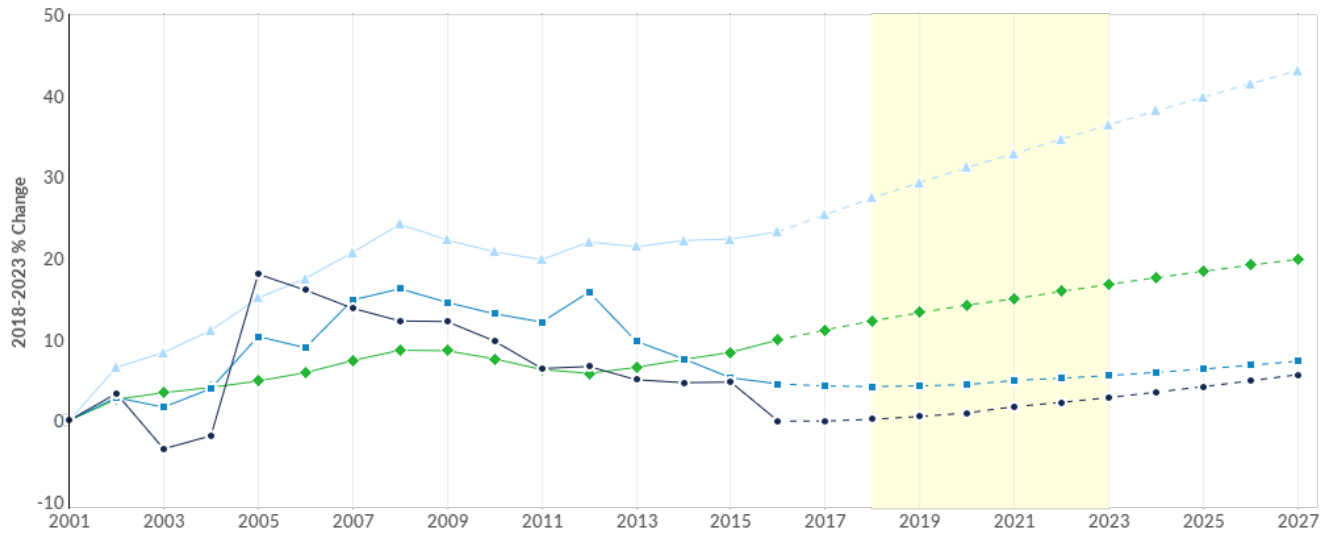
	Age	Jobs	Percent
•	14-18	0	0.0%
•	19-24	167	4.6% 
•	25-34	815	22.6% 
•	35-44	937	26.0% 
•	45-54	847	23.5% 
•	55-64	686	19.1% 
•	65+	147	4.1% 

## Occupation Summary for 13.1202

<b>3,601</b> Jobs (2016) 14% below National average	<b>1.3%</b> % Change (2018-2023) Nation: 4.0%	<b>\$18.38/hr</b> Median Hourly Earnings Nation: \$26.69/hr
---	---	---

October 10, 2017

# Occupation Change Summary



	Region	2018 Jobs	2023 Jobs	Change	% Change	Median Hourly Earnings
●	Cochise County, AZ	418	429	11	3%	\$18.91
●	Cochise, Pima, SC	3,589	3,636	47	1%	\$18.38
●	Arizona (AZ)	22,684	24,288	1,604	7%	\$19.57
●	United States	1,433,238	1,490,605	57,367	4%	\$26.69

SOC	Description	Typical Entry Level Education	Work Experience Required	Typical On-The-Job Training
25-2021	Elementary School Teachers, Except Special Education	Bachelor's degree	None	Internship/residency

## Occupation Breakdown - 2018 Jobs

Occupation	Description	Cochise County, AZ	Cochise, Pima, SC	Arizona (AZ)	United States
25-2021	Elementary School Teachers, Except Special Education	418	3,589	22,684	1,433,238
	Total	418	3,589	22,684	1,433,238

## Occupation Breakdown - 2023 Jobs

Occupation	Description	Cochise County, AZ	Cochise, Pima, SC	Arizona (AZ)	United States
25-2021	Elementary School Teachers, Except Special Education	429	3,636	24,288	1,490,605
	Total	429	3,636	24,288	1,490,605

## Occupation Breakdown - Change

Occupation	Description	Cochise County, AZ	Cochise, Pima, SC	Arizona (AZ)	United States
25-2021	Elementary School Teachers, Except Special Education	11	47	1,604	57,367
	Total	11	47	1,604	57,367

## Occupation Breakdown - Median Hourly Earnings

Occupation	Description	Cochise County, AZ	Cochise, Pima, SC	Arizona (AZ)	United States
25-2021	Elementary School Teachers, Except Special Education	\$18.91	\$18.38	\$19.57	\$26.69
	Total	\$18.91	\$18.38	\$19.57	\$26.69

## Top Industries – Change from 2018 - 2023

NAICS Code	Description	Cochise County, AZ	Cochise, Pima, SC	Arizona (AZ)	United States
903611	Elementary and Secondary Schools (Local Government)	13	17	1,020	43,089
611620	Sports and Recreation Instruction	0	--	--	96
813110	Religious Organizations	--	4	32	1,076
903999	Local Government, Excluding Education and Hospitals	0	--	1	14
611110	Elementary and Secondary Schools	-2	16	524	12,855
	Total	11	39	1,579	57,131

Source: QCEW Employees, Non-QCEW Employees & Self-Employed - Emsi 2017.3 Class of Worker

October 10, 2017

## National Educational Attainment

Elementary School Teachers, Except Special Education (25-2021)

	Education Level	2016 Percent
●	Less than high school diploma	0.2%
●	High school diploma or equivalent	0.3%
●	Some college, no degree	3.1% ■
●	Associate's degree	2.0% ■
●	Bachelor's degree	43.4% ■
●	Master's degree	47.0% ■
●	Doctoral or professional degree	4.0% ■

\* National Educational Attainment – Settings

# Appendix A - Data Sources and Calculations

## Location Quotient

Location quotient (LQ) is a way of quantifying how concentrated a particular industry, cluster, occupation, or demographic group is in a region as compared to the nation. It can reveal what makes a particular region unique in comparison to the national average.

## Occupation Data

EMSI occupation employment data are based on final EMSI industry data and final EMSI staffing patterns. Wage estimates are based on Occupational Employment Statistics (QCEW and Non-QCEW Employees classes of worker) and the American Community Survey (Self-Employed and Extended Proprietors). Occupational wage estimates also affected by county-level EMSI earnings by industry.

## Completers Data

The completers data in this report is taken directly from the national IPEDS database published by the U.S. Department of Education's National Center for Education Statistics.

## Institution Data

The institution data in this report is taken directly from the national IPEDS database published by the U.S. Department of Education's National Center for Education Statistics.

## Industry Data

EMSI industry data have various sources depending on the class of worker. (1) For QCEW Employees, EMSI primarily uses the QCEW (Quarterly Census of Employment and Wages), with supplemental estimates from County Business Patterns and Current Employment Statistics. (2) Non-QCEW employees data are based on a number of sources including QCEW, Current Employment Statistics, County Business Patterns, BEA State and Local Personal Income reports, the National Industry-Occupation Employment Matrix (NIOEM), the American Community Survey, and Railroad Retirement Board statistics. (3) Self-Employed and Extended Proprietor classes of worker data are primarily based on the American Community Survey, Nonemployer Statistics, and BEA State and Local Personal Income Reports. Projections for QCEW and Non-QCEW Employees are informed by NIOEM and long-term industry projections published by individual states.

## Staffing Patterns Data

The staffing pattern data in this report are compiled from several sources using a specialized process. For QCEW and Non-QCEW Employees classes of worker, sources include Occupational Employment Statistics, the National Industry-Occupation Employment Matrix, and the American Community Survey. For the Self-Employed and Extended Proprietors classes of worker, the primary source is the American Community Survey, with a small amount of information from Occupational Employment Statistics.

## State Data Sources

This report uses state data from the following agencies: Arizona Department of Administration, Office of Employment and Population Statistics