

# Journalism and Media Arts Education Report

## CIP 09.0401

Cochise, Pima, SC

### Journalism

CIP 2010: A program that focuses on the theory and practice of gathering, processing, and delivering news and that prepares individuals to be professional print journalists, news editors, and news managers. Includes instruction in news writing and editing; reporting; photojournalism; layout and graphic design; journalism law and policy; professional standards and ethics; research methods; and journalism history and criticism. \* *Program Description – Settings*

### Target Occupations

<b>884</b> Jobs (2016) 8% below National average	<b>-5.6%</b> % Change (2017-2022) Nation: -0.1%	<b>\$16.87/hr</b> Median Hourly Earnings Nation: \$23.12/hr			
Occupation	2017 Jobs	Annual Openings	Median Hourly Earnings	Growth (2017 - 2022)	Location Quotient (2017)
Writers and Authors	423	8	\$15.08/hr	0.95%	1.03
Editors	310	12	\$18.84/hr	-5.48%	0.81
Reporters and Correspondents	114	3	\$16.30/hr	-28.95%	0.84
Broadcast News Analysts	15	0	\$31.60/hr	-13.33%	0.90




\* *Target Occupations - Settings*

Occupational Programs						
7.00	430.00	39.00				
Programs (2015)	Completions (2015)	Openings (2015)				
CIP Code	Program	Completions (2011)	(2012)	(2013)	(2014)	(2015)
09.0101	Speech Communication and Rhetoric	242	220	209	200	235
09.0401	Journalism	119	122	99	106	123
23.1302	Creative Writing	135	135	138	128	67
09.0701	Radio and Television	0	0	0	7	5
23.1303	Professional, Technical, Business, and Scientific Writing	3	4	6	0	0
09.0499	Journalism, Other	0	0	0	0	0
09.9999	Communication, Journalism, and Related Programs, Other	0	0	0	0	0

November 30, 2016

<b>Programs by Institution</b>				
<b>CIP Code</b>	<b>Title</b>	<b>Institution</b>	<b>Award Level</b>	<b>Completions (2015)</b>
09.0101	Speech Communication and Rhetoric	Cochise County Community College District	Associates degree	4
09.0101	Speech Communication and Rhetoric	University of Arizona	Bachelors degree	229
09.0101	Speech Communication and Rhetoric	University of Arizona	Masters degree	1
09.0101	Speech Communication and Rhetoric	University of Arizona	Doctors degree	1
09.0401	Journalism	Cochise County Community College District	Associates degree	3
09.0401	Journalism	University of Arizona	Bachelors degree	116
09.0401	Journalism	University of Arizona	Masters degree	4
09.0499	Journalism, Other	Cochise County Community College District	Associates degree	0
09.0701	Radio and Television	Pima Community College	Award of less than 1 academic year	5
09.0701	Radio and Television	Pima Community College	Award of at least 1 but less than 2 academic years	0
09.0701	Radio and Television	Pima Community College	Associates degree	0
09.0701	Radio and Television	University of Arizona	Bachelors degree	0
09.0701	Radio and Television	University of Arizona	Masters degree	0
09.9999	Communication, Journalism, and Related Programs, Other	Cochise County Community College District	Associates degree	0
23.1302	Creative Writing	University of Arizona	Bachelors degree	61
23.1302	Creative Writing	University of Arizona	Masters degree	6
23.1303	Professional, Technical, Business, and Scientific Writing	Pima Community College	Award of less than 1 academic year	0

## Regional Completions by Award Level

	Award Level	Completions (2015)	Percent
●	Associates degree	3	2.4% 
●	Bachelors degree	116	94.3% 
●	Masters degree	4	3.3% 
	Award of less than 1 academic year	0	0.0%
	Award of at least 1 but less than 2 academic years	0	0.0%
	Award of at least 2 but less than 4 academic years	0	0.0%
	Postbaccalaureate certificate	0	0.0%
	Post-masters certificate	0	0.0%
	Doctors degree	0	0.0%

\* Regional Completions by Award Level - Settings

## Regional Completions by Institution

Institution	Certificates (2015)	Degrees (2015)	Total Completions (2015)
University of Arizona	0	120	120
Cochise County Community College District	0	3	3

\* Regional Completions by Institution - Settings

## Appendix A - Data Sources and Calculations

### Location Quotient

Location quotient (LQ) is a way of quantifying how concentrated a particular industry, cluster, occupation, or demographic group is in a region as compared to the nation. It can reveal what makes a particular region unique in comparison to the national average.

### Occupation Data

EMSI occupation employment data are based on final EMSI industry data and final EMSI staffing patterns. Wage estimates are based on Occupational Employment Statistics (QCEW and Non-QCEW Employees classes of worker) and the American Community Survey (Self-Employed and Extended Proprietors). Occupational wage estimates also affected by county-level EMSI earnings by industry.

### State Data Sources

This report uses state data from the following agencies: Arizona Department of Administration, Office of Employment and Population Statistics