

# Psychology Education Report

## CIP 42.0101

Cochise, Pima, SC

### Psychology, General

CIP 2010: A general program that focuses on the scientific study of individual and collective behavior, the physical and environmental bases of behavior, and the analysis and treatment of behavior problems and disorders. Includes instruction in the principles of the various subfields of psychology, research methods, and psychological assessment and testing methods.

### Target Occupations

<b>649</b> <b>Jobs (2016)</b> 20% above National average	<b>4.3%</b> <b>% Change (2017-2022)</b> Nation: 6.8%	<b>\$25.67/hr</b> <b>Median Hourly Earnings</b> Nation: \$34.61/hr
--	--	--





Occupation	2017 Jobs	Annual Openings	Median Hourly Earnings	Growth (2017 - 2022)	Location Quotient (2017)
Clinical, Counseling, and School Psychologists	598	19	\$23.88/hr	4.52%	1.22
Psychologists, All Other	57	2	\$43.72/hr	3.51%	1.01
Industrial-Organizational Psychologists	<10	Insf. Data	Insf. Data	Insf. Data	Insf. Data

\* Target Occupations - Settings

Occupational Programs						
7.00	608.00		30.00			
Programs (2015)	Completions (2015)		Openings (2015)			
CIP Code	Program	Completions (2011)	(2012)	(2013)	(2014)	(2015)
42.0101	Psychology, General	540	576	616	566	578
42.2805	School Psychology	17	10	15	11	24
42.2806	Educational Psychology	10	11	12	13	6
42.2811	Family Psychology	0	0	0	0	0
42.2803	Counseling Psychology	0	0	0	0	0
42.2802	Community Psychology	0	0	0	0	0
30.1701	Behavioral Sciences	8	5	10	0	0

<b>Programs by Institution</b>				
<b>CIP Code</b>	<b>Title</b>	<b>Institution</b>	<b>Award Level</b>	<b>Completions (2015)</b>
30.1701	Behavioral Sciences	University of Phoenix-Southern Arizona Campus	Bachelors degree	0
42.0101	Psychology, General	Cochise County Community College District	Associates degree	20
42.0101	Psychology, General	University of Arizona	Bachelors degree	496
42.0101	Psychology, General	University of Arizona-South	Bachelors degree	34
42.0101	Psychology, General	University of Phoenix-Southern Arizona Campus	Bachelors degree	0
42.0101	Psychology, General	University of Arizona	Masters degree	16
42.0101	Psychology, General	University of Arizona-South	Masters degree	1
42.0101	Psychology, General	University of Phoenix-Southern Arizona Campus	Masters degree	0
42.0101	Psychology, General	University of Arizona	Doctors degree	11
42.2802	Community Psychology	Cochise County Community College District	Associates degree	0
42.2803	Counseling Psychology	University of Phoenix-Southern Arizona Campus	Masters degree	0
42.2805	School Psychology	University of Arizona	Masters degree	7
42.2805	School Psychology	University of Arizona	Post-masters certificate	11
42.2805	School Psychology	University of Arizona	Doctors degree	6
42.2806	Educational Psychology	University of Arizona	Masters degree	5
42.2806	Educational Psychology	University of Arizona	Post-masters certificate	0
42.2806	Educational Psychology	University of Arizona	Doctors degree	1
42.2811	Family Psychology	Cochise County Community College District	Associates degree	0

## Regional Completions by Award Level

<b>Award Level</b>	<b>Completions (2015)</b>	<b>Percent</b>
● Associates degree	20	3.5% 
● Bachelors degree	530	91.7% 
● Masters degree	17	2.9% 
● Doctors degree	11	1.9% 
Award of less than 1 academic year	0	0.0%
Award of at least 1 but less than 2 academic years	0	0.0%
Award of at least 2 but less than 4 academic years	0	0.0%
Postbaccalaureate certificate	0	0.0%
Post-masters certificate	0	0.0%

\* Regional Completions by Award Level - Settings

## Regional Completions by Institution

Institution	Certificates (2015)	Degrees (2015)	Total Completions (2015)
University of Arizona	0	523	523
University of Arizona-South	0	35	35
Cochise County Community College District	0	20	20
University of Phoenix-Southern Arizona Campus	0	0	0

\* *Regional Completions by Institution - Settings*

## Appendix A - Data Sources and Calculations

### Location Quotient

Location quotient (LQ) is a way of quantifying how concentrated a particular industry, cluster, occupation, or demographic group is in a region as compared to the nation. It can reveal what makes a particular region unique in comparison to the national average.

### Occupation Data

EMSI occupation employment data are based on final EMSI industry data and final EMSI staffing patterns. Wage estimates are based on Occupational Employment Statistics (QCEW and Non-QCEW Employees classes of worker) and the American Community Survey (Self-Employed and Extended Proprietors). Occupational wage estimates also affected by county-level EMSI earnings by industry.

### State Data Sources

This report uses state data from the following agencies: Arizona Department of Administration, Office of Employment and Population Statistics