

Respiratory Therapy Occupation Report

CIP 51.0908



Cochise, Pima, SC

Respiratory Care Therapy/Therapist







CIP 2010: A program that prepares individuals, under the supervision of physicians, to assist in developing respiratory care plans, administer respiratory care procedures, supervise personnel and equipment operation, maintain records, and consult with other health care team members. Includes instruction in the applied basic biomedical sciences; anatomy, physiology, and pathology of the respiratory system; clinical medicine; therapeutic procedures; clinical expressions; data collection and record-keeping; patient communication; equipment operation and maintenance; personnel supervision; and procedures for special population groups.

* Program Description – Settings

Occupation Gender Breakdown 2016

	Gender	Jobs	Percent
•	Males	183	38.6% 
•	Females	290	61.4% 

Occupation Age Breakdown 2016

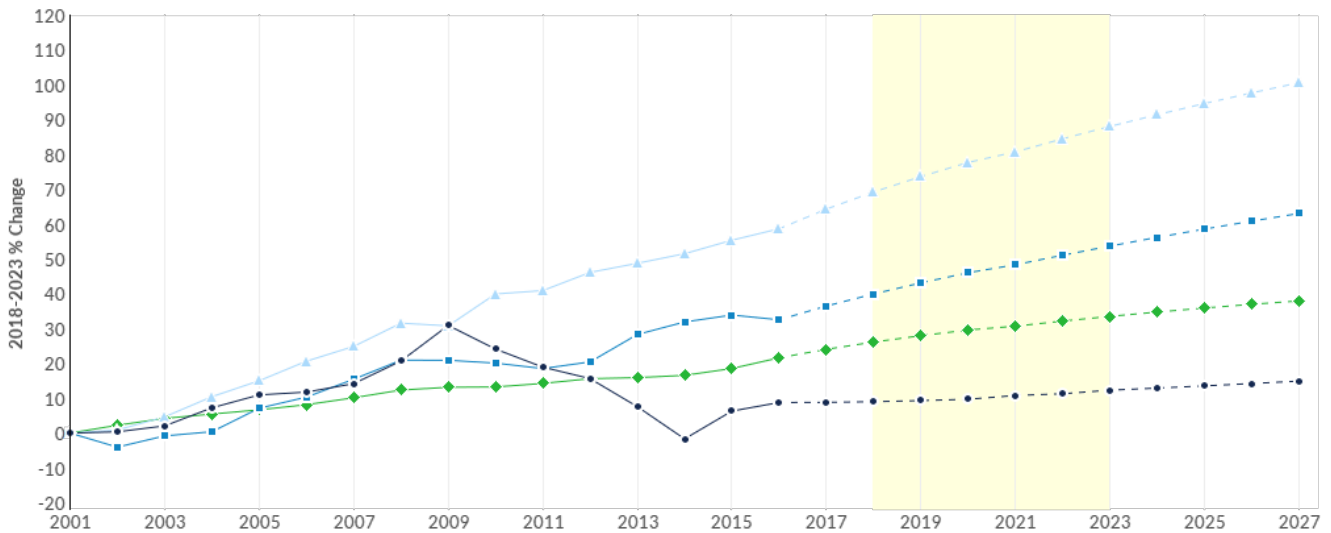
	Age	Jobs	Percent
•	14-18	0	0.0%
•	19-24	16	3.4% 
•	25-34	114	24.0% 
•	35-44	117	24.8% 
•	45-54	115	24.3% 
•	55-64	98	20.8% 
•	65+	13	2.7% 

Occupation Summary for 51.0908

473 Jobs (2016) 14% above National average	9.8% % Change (2018-2023) Nation: 5.8%	\$22.90/hr Median Hourly Earnings Nation: \$27.89/hr
---	---	---

October 10, 2017

Occupation Change Summary



Region	2018 Jobs	2023 Jobs	Change	% Change	Median Hourly Earnings
● Cochise County, AZ	23	24	1	4%	\$25.80
● Cochise, Pima, SC	499	548	49	10%	\$22.90
● Arizona (AZ)	2,863	3,182	319	11%	\$26.72
● United States	144,175	152,600	8,425	6%	\$27.89

SOC	Description	Typical Entry Level Education	Work Experience Required	Typical On-The-Job Training
29-1126	Respiratory Therapists	Associate's degree	None	None
29-2054	Respiratory Therapy Technicians	Associate's degree	None	None

Occupation Breakdown - 2018 Jobs

Occupation	Description	Cochise County, AZ	Cochise, Pima, SC	Arizona (AZ)	United States
29-1126	Respiratory Therapists	21	451	2,484	133,368
29-2054	Respiratory Therapy Technicians	<10	49	379	10,808
	Total	23	499	2,863	144,175

Occupation Breakdown - 2023 Jobs

Occupation	Description	Cochise County, AZ	Cochise, Pima, SC	Arizona (AZ)	United States
29-1126	Respiratory Therapists	22	500	2,806	142,203
29-2054	Respiratory Therapy Technicians	<10	48	376	10,397
	Total	24	548	3,182	152,600

Occupation Breakdown - Change

Occupation	Description	Cochise County, AZ	Cochise, Pima, SC	Arizona (AZ)	United States
29-1126	Respiratory Therapists	1	49	322	8,835
29-2054	Respiratory Therapy Technicians	--	-1	-3	-411
	Total	1	49	319	8,425

Occupation Breakdown - Median Hourly Earnings

Occupation	Description	Cochise County, AZ	Cochise, Pima, SC	Arizona (AZ)	United States
29-1126	Respiratory Therapists	\$26.57	\$22.84	\$26.75	\$28.21
29-2054	Respiratory Therapy Technicians	--	\$23.50	\$26.50	\$23.93
	Total	\$26.42	\$22.90	\$26.71	\$27.87

Top Industries – Change from 2018 - 2023

NAICS Code	Description	Cochise County, AZ	Cochise, Pima, SC	Arizona (AZ)	United States
621111	Offices of Physicians (except Mental Health Specialists)	--	1	19	667
621610	Home Health Care Services	--	--	13	908
622110	General Medical and Surgical Hospitals	0	37	190	2,999
623110	Nursing Care Facilities (Skilled Nursing Facilities)	--	4	22	898
901199	Federal Government, Civilian, Excluding Postal Service	--	--	1	13
	Total	1	43	245	5,484

Source: QCEW Employees, Non-QCEW Employees & Self-Employed - Emsi 2017.3 Class of Worker

October 10, 2017

National Educational Attainment Respiratory Therapists (29-1126)

	Education Level	2016 Percent
●	Less than high school diploma	0.2%
●	High school diploma or equivalent	2.0%
●	Some college, no degree	12.7% █
●	Associate's degree	57.3% ██████████
●	Bachelor's degree	23.4% █
●	Master's degree	3.0%
●	Doctoral or professional degree	1.4%

* National Educational Attainment – Settings

National Educational Attainment Respiratory Therapy Technicians (29-2054)

	Education Level	2016 Percent
●	Less than high school diploma	1.8%
●	High school diploma or equivalent	22.9% █
●	Some college, no degree	35.0% ██████
●	Associate's degree	21.4% █
●	Bachelor's degree	16.1% █
●	Master's degree	1.7%
●	Doctoral or professional degree	1.0%

* National Educational Attainment – Settings

Appendix A - Data Sources and Calculations

Location Quotient

Location quotient (LQ) is a way of quantifying how concentrated a particular industry, cluster, occupation, or demographic group is in a region as compared to the nation. It can reveal what makes a particular region unique in comparison to the national average.

Occupation Data

EMSI occupation employment data are based on final EMSI industry data and final EMSI staffing patterns. Wage estimates are based on Occupational Employment Statistics (QCEW and Non-QCEW Employees classes of worker) and the American Community Survey (Self-Employed and Extended Proprietors). Occupational wage estimates also affected by county-level EMSI earnings by industry.

Completers Data

The completers data in this report is taken directly from the national IPEDS database published by the U.S. Department of Education's National Center for Education Statistics.

Institution Data

The institution data in this report is taken directly from the national IPEDS database published by the U.S. Department of Education's National Center for Education Statistics.

Industry Data

EMSI industry data have various sources depending on the class of worker. (1) For QCEW Employees, EMSI primarily uses the QCEW (Quarterly Census of Employment and Wages), with supplemental estimates from County Business Patterns and Current Employment Statistics. (2) Non-QCEW employees data are based on a number of sources including QCEW, Current Employment Statistics, County Business Patterns, BEA State and Local Personal Income reports, the National Industry-Occupation Employment Matrix (NIOEM), the American Community Survey, and Railroad Retirement Board statistics. (3) Self-Employed and Extended Proprietor classes of worker data are primarily based on the American Community Survey, Nonemployer Statistics, and BEA State and Local Personal Income Reports. Projections for QCEW and Non-QCEW Employees are informed by NIOEM and long-term industry projections published by individual states.

Staffing Patterns Data

The staffing pattern data in this report are compiled from several sources using a specialized process. For QCEW and Non-QCEW Employees classes of worker, sources include Occupational Employment Statistics, the National Industry-Occupation Employment Matrix, and the American Community Survey. For the Self-Employed and Extended Proprietors classes of worker, the primary source is the American Community Survey, with a small amount of information from Occupational Employment Statistics.

State Data Sources

This report uses state data from the following agencies: Arizona Department of Administration, Office of Employment and Population Statistics