

# Registered Nurse Occupation Report



**CIP 51.3801**

Cochise, Pima, SC








## Registered Nurses

SOC 29-1141: Assess patient health problems and needs, develop and implement nursing care plans, and maintain medical records. Administer nursing care to ill, injured, convalescent, or disabled patients. May advise patients on health maintenance and disease prevention or provide case management. Licensing or registration required. Includes Clinical Nurse Specialists. Excludes "Nurse Anesthetists" (29-1151), "Nurse Midwives" (29-1161), and "Nurse Practitioners" (29-1171).

## Occupation Gender Breakdown 2018

	Gender	Jobs	Percent
•	Males	1,059	11.2% 
•	Females	8,387	88.8% 

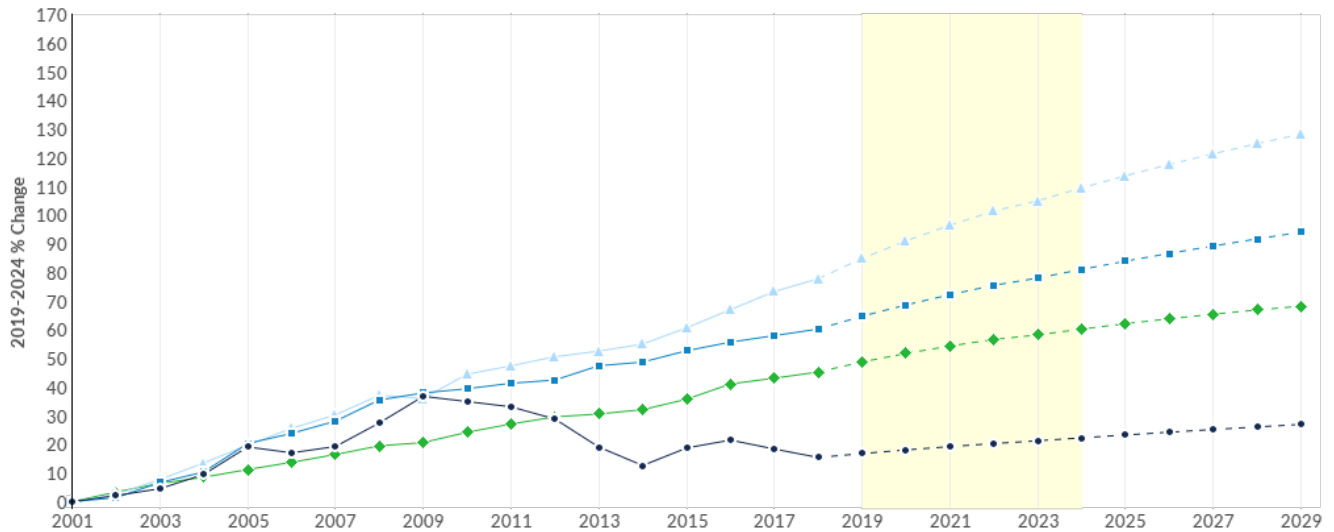
## Occupation Age Breakdown 2018

	Age	Jobs	Percent
•	14-18	0	0.0% 
•	19-24	248	2.6% 
•	25-34	1,910	20.2% 
•	35-44	2,317	24.5% 
•	45-54	2,245	23.8% 
•	55-64	2,176	23.0% 
•	65+	549	5.8% 

## Occupation Summary for 51.3801

<b>9,710</b> Jobs (2019) 7% above National average	<b>9.9%</b> % Change (2019-2024) Nation: 7.7%	<b>\$35.14/hr</b> Median Hourly Earnings Nation: \$34.45/hr
--	---	---

## Occupation Change Summary



	Region	2019 Jobs	2024 Jobs	Change	% Change	Median Hourly Earnings
●	Cochise County, AZ	428	448	20	5%	\$30.64
●	Cochise, Pima, SC	9,710	10,673	963	10%	\$35.14
●	Arizona (AZ)	58,011	65,732	7,721	13%	\$36.40
●	United States	3,065,984	3,302,321	236,337	8%	\$34.45

SOC	Description	Typical Entry Level Education	Work Experience Required	Typical On-The-Job Training
29-1141	Registered Nurses	Bachelor's degree	None	None

## Occupation Breakdown - 2019 Jobs

Occupation	Description	Cochise County, AZ	Cochise, Pima, SC	Arizona (AZ)	United States
29-1141	Registered Nurses	428	9,710	58,011	3,065,984
	Total	428	9,710	58,011	3,065,984

## Occupation Breakdown - 2024 Jobs

Occupation	Description	Cochise County, AZ	Cochise, Pima, SC	Arizona (AZ)	United States
29-1141	Registered Nurses	448	10,673	65,732	3,302,321
	Total	448	10,673	65,732	3,302,321

## Occupation Breakdown - Change

Occupation	Description	Cochise County, AZ	Cochise, Pima, SC	Arizona (AZ)	United States
29-1141	Registered Nurses	20	963	7,721	236,337
	Total	20	963	7,721	236,337

## Occupation Breakdown - Median Hourly Earnings

Occupation	Description	Cochise County, AZ	Cochise, Pima, SC	Arizona (AZ)	United States
29-1141	Registered Nurses	\$30.64	\$35.14	\$36.40	\$34.45

## Top Industries – Change from 2019 - 2024

NAICS Code	Description	Cochise County, AZ	Cochise, Pima, SC	Arizona (AZ)	United States
621111	Offices of Physicians (except Mental Health Specialists)	9	75	679	18,561
623110	Nursing Care Facilities (Skilled Nursing Facilities)	8	21	202	1,138
622110	General Medical and Surgical Hospitals	1	421	3,876	84,303
901199	Federal Government, Civilian, Excluding Postal Service	-1	32	86	1,783
901200	Federal Government, Military	-2	-1	5	-4
	Total	16	547	4,848	105,781

Source: QCEW Employees, Non-QCEW Employees & Self-Employed - Emsi 2019.3

## Registered Nurses (29-1141)

\* *National Educational Attainment – Settings*

# Appendix A - Data Sources and Calculations

## Location Quotient

Location quotient (LQ) is a way of quantifying how concentrated a particular industry, cluster, occupation, or demographic group is in a region as compared to the nation. It can reveal what makes a particular region unique in comparison to the national average.

## Occupation Data

EMSI occupation employment data are based on final EMSI industry data and final EMSI staffing patterns. Wage estimates are based on Occupational Employment Statistics (QCEW and Non-QCEW Employees classes of worker) and the American Community Survey (Self-Employed and Extended Proprietors). Occupational wage estimates also affected by county-level EMSI earnings by industry.

## Completers Data

The completers data in this report is taken directly from the national IPEDS database published by the U.S. Department of Education's National Center for Education Statistics.

## Institution Data

The institution data in this report is taken directly from the national IPEDS database published by the U.S. Department of Education's National Center for Education Statistics.

## Industry Data

EMSI industry data have various sources depending on the class of worker. (1) For QCEW Employees, EMSI primarily uses the QCEW (Quarterly Census of Employment and Wages), with supplemental estimates from County Business Patterns and Current Employment Statistics. (2) Non-QCEW employees data are based on a number of sources including QCEW, Current Employment Statistics, County Business Patterns, BEA State and Local Personal Income reports, the National Industry-Occupation Employment Matrix (NIOEM), the American Community Survey, and Railroad Retirement Board statistics. (3) Self-Employed and Extended Proprietor classes of worker data are primarily based on the American Community Survey, Nonemployer Statistics, and BEA State and Local Personal Income Reports. Projections for QCEW and Non-QCEW Employees are informed by NIOEM and long-term industry projections published by individual states.

## Staffing Patterns Data

The staffing pattern data in this report are compiled from several sources using a specialized process. For QCEW and Non-QCEW Employees classes of worker, sources include Occupational Employment Statistics, the National Industry-Occupation Employment Matrix, and the American Community Survey. For the Self-Employed and Extended Proprietors classes of worker, the primary source is the American Community Survey, with a small amount of information from Occupational Employment Statistics.

## State Data Sources

This report uses state data from the following agencies: Arizona Department of Administration, Office of Employment and Population Statistics