

52.0201
in Region

Contents

What is Lightcast Data?	1
Report Parameters	2
Executive Summary	3
Jobs	4
Compensation	7
Job Posting Activity	8
Demographics	12
Occupational Programs	14
Appendix A (Occupations)	16

What is Lightcast Data?

Lightcast data is a hybrid dataset derived from official government sources such as the US Census Bureau, Bureau of Economic Analysis, and Bureau of Labor Statistics. Leveraging the unique strengths of each source, our data modeling team creates an authoritative dataset that captures more than 99% of all workers in the United States. This core offering is then enriched with data from online social profiles, resumés, and job postings to give you a complete view of the workforce.

Lightcast data is frequently cited in major publications such as *The Atlantic*, *Forbes*, *Harvard Business Review*, *The New York Times*, *The Wall Street Journal*, and *USA Today*.



Report Parameters

18 Occupations

11-1011	Chief Executives
---------	------------------

11-1021	General and Operations Managers
---------	---------------------------------

11-2022	Sales Managers
---------	----------------

11-3012	Administrative Services Managers
---------	----------------------------------

11-3013	Facilities Managers
---------	---------------------

11-3051	Industrial Production Managers
---------	--------------------------------

11-3071	Transportation, Storage, and Distribution Managers
---------	---

11-9021	Construction Managers
---------	-----------------------

11-9151	Social and Community Service Managers
---------	---------------------------------------

<i>See Appendix A for all 18 Occupations</i>	
--	--

4 Counties

4003	Cochise County, AZ
------	--------------------

4009	Graham County, AZ
------	-------------------

4019	Pima County, AZ
------	-----------------

4023	Santa Cruz County, AZ
------	-----------------------

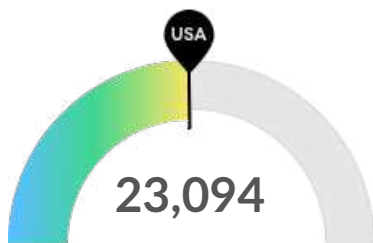
Class of Worker

QCEW Employees and Non-QCEW Employees

The information in this report pertains to the chosen occupations and geographical areas.

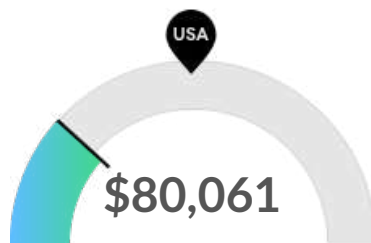
Executive Summary

Average Job Posting Demand Over an Average Supply of Regional Jobs



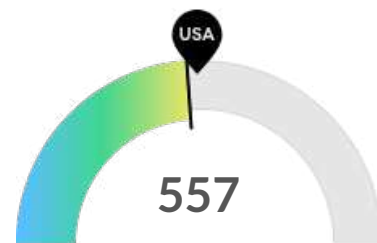
Jobs (2023)

Your area is about average for this kind of job. The national average for an area this size is 23,378* employees, while there are 23,094 here.



Compensation

Earnings are low in your area. The national median salary for your occupations is \$98,414, compared to \$80,061 here.



Job Posting Demand

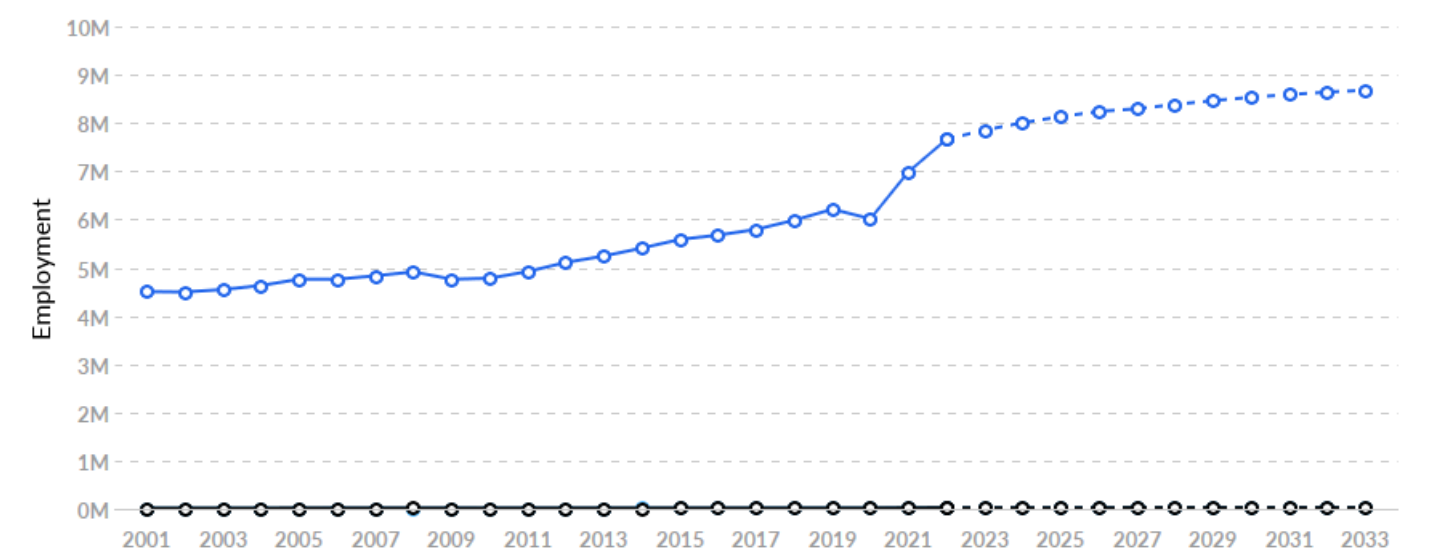
Job posting activity is about average in your area. The national average for an area this size is 594* job postings/mo, while there are 557 here.

*National average values are derived by taking the national value for your occupations and scaling it down to account for the difference in overall workforce size between the nation and your area. In other words, the values represent the national average adjusted for region size.

Jobs

Regional Employment Is About Equal to the National Average

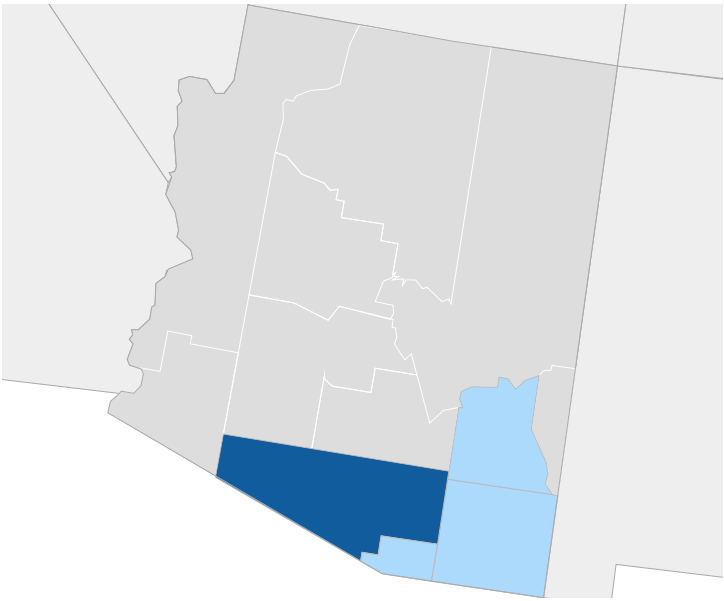
An average area of this size typically has 23,378* jobs, while there are 23,094 here.



	Region	2023 Jobs	2033 Jobs	Change	% Change
●	Region	23,094	24,716	1,622	7.0%
●	National Average	23,378	25,295	1,916	8.2%
●	United States	7,852,416	8,678,804	826,388	10.5%

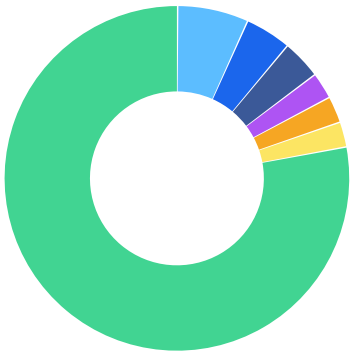
*National average values are derived by taking the national value for your occupations and scaling it down to account for the difference in overall workforce size between the nation and your area. In other words, the values represent the national average adjusted for region size.


Regional Breakdown



County	2023 Jobs
Pima County, AZ	19,917
Cochise County, AZ	1,953
Santa Cruz County, AZ	760
Graham County, AZ	464

Most Jobs are Found in the Federal Government, Civilian Industry Sector

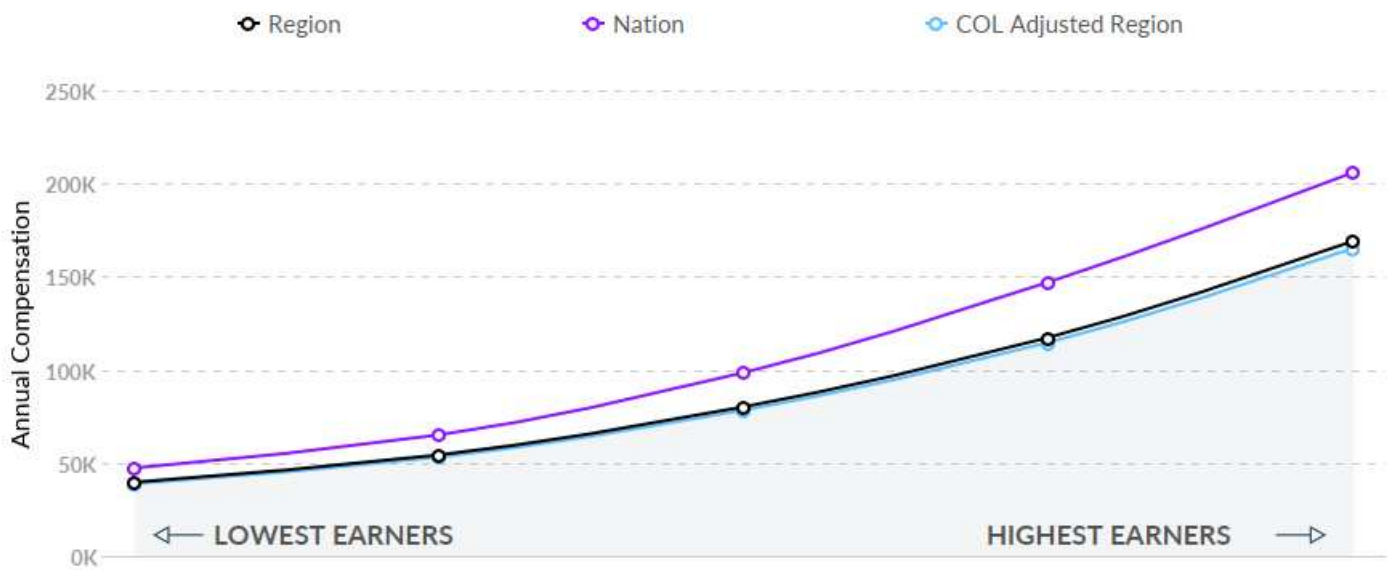


Industry	% of Occupation in Industry (2023)
 Federal Government, Civilian	6.7%
 Local Government, Excluding Education and Hospitals	4.3%
 Aerospace Product and Parts Manufacturing	3.7%
 Employment Services	2.5%
 Management, Scientific, and Technical Consulting Services	2.5%
 Restaurants and Other Eating Places	2.4%
 Other	78.0%

Compensation

Regional Compensation Is 19% Lower Than National Compensation

For your occupations, the 2022 median wage in your area is \$80,061, while the national median wage is \$98,414.



Job Posting Activity



5,574 Unique Job Postings

The number of unique postings for this job from Jan 2023 to Oct 2023.



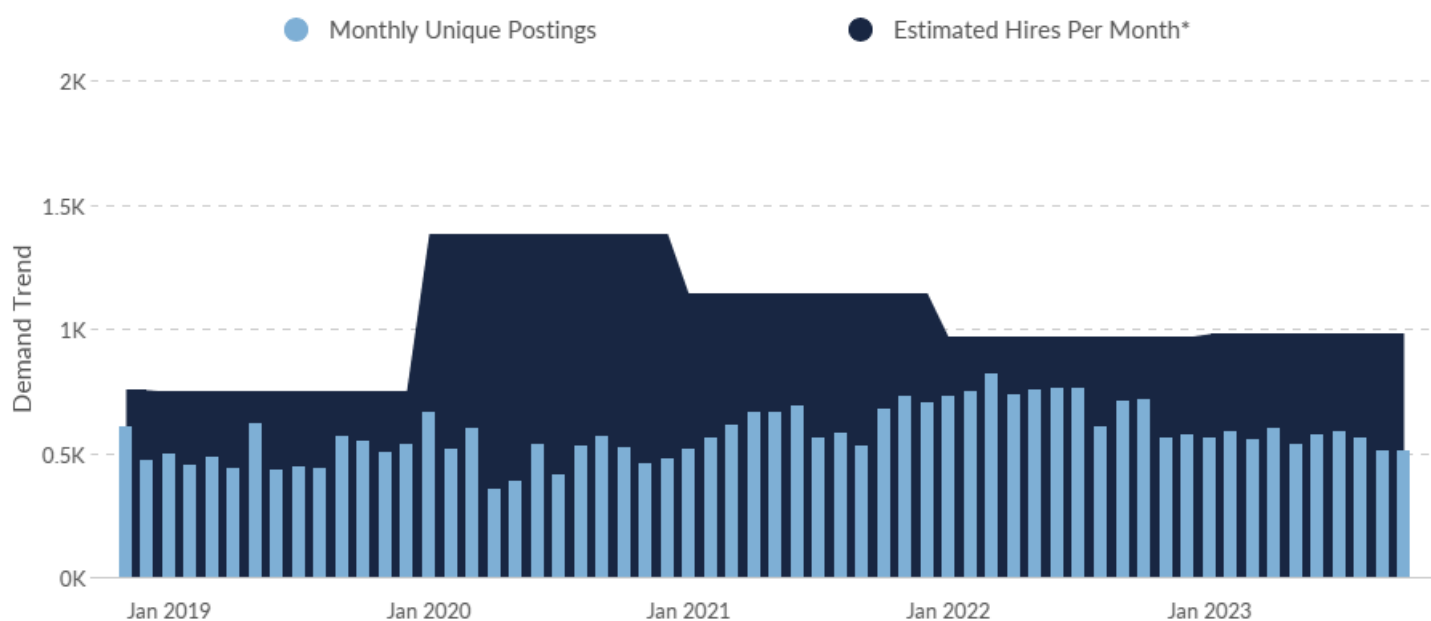
1,618 Employers Competing

All employers in the region who posted for this job from Jan 2023 to Oct 2023.



29 Day Median Duration
















Posting duration is the same as what's typical in the region.



Occupation	Avg Monthly Postings (Jan 2023 - Oct 2023)	Avg Monthly Hires (Jan 2023 - Oct 2023)
Managers, All Other	166	77
General and Operations Managers	91	552
Sales Managers	62	48
Management Analysts	31	66

*A hire is reported by the Quarterly Workforce Indicators when an individual's Social Security Number appears on a company's payroll and was not there the quarter before. Lightcast hires are calculated using a combination of Lightcast jobs data, information on separation rates from the Bureau of Labor Statistics (BLS), and industry-based hires data from the Census Bureau.

Occupation	Avg Monthly Postings (Jan 2023 - Oct 2023)	Avg Monthly Hires (Jan 2023 - Oct 2023)
Construction Managers	46	35
Personal Service Managers, All Other	23	0
Industrial Production Managers	20	9
Transportation, Storage, and Distribution Managers	18	18
Facilities Managers	18	12
Administrative Services Managers	18	22
Cost Estimators	19	32
First-Line Supervisors of Housekeeping and Janitorial Workers	17	31
Social and Community Service Managers	16	22
Chief Executives	6	13
First-Line Supervisors of Gambling Services Workers	3	8
First-Line Supervisors of Personal Service Workers	1	12
Entertainment and Recreation Managers, Except Gambling	2	2
First-Line Supervisors of Entertainment and Recreation Workers, Except Gambling Services	0	22

Top Companies	Unique Postings	Top Job Titles	Unique Postings
University of Arizona	202 	Program Managers	88 
Raytheon Technologies	173 	Operations Managers	76 
Great Clips	118 	Sales Managers	74 
Pima County	87 	General Managers	72 
City of Tucson	81 	Project Coordinators	69 
GPAC	79 	Salon Managers	58 
Citigroup	42 	Housekeeping Supervisors	54 
Pima Community College	38 	Assistant Salon Managers	53 
Caterpillar	35 	District Managers	45 
Granite Construction	35 	Superintendents	42 

Top Distinguishing Skills by Demand

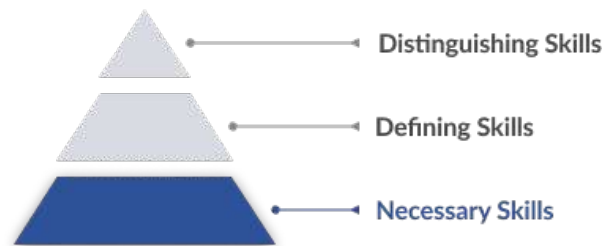
Not enough data to display Distinguishing Skills for this occupation.

Top Defining Skills by Demand

Not enough data to display Defining Skills for this occupation.

Top Necessary Skills by Demand

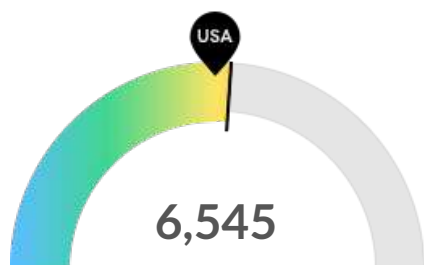
An occupation's Necessary Skills are the specialized skills required for that job and relevant across other similar jobs. An employee needs these skills as building blocks to perform the more complex Defining Skills.



Skill	Salary Boosting	Job Postings Requesting
Valid Driver's License	×	1,111
Project Management	×	999
Marketing	×	685
Construction	×	542
Accounting	×	482
Auditing	×	465
Finance	×	415
Purchasing	×	410
Operations Management	×	380
Workflow Management	×	304

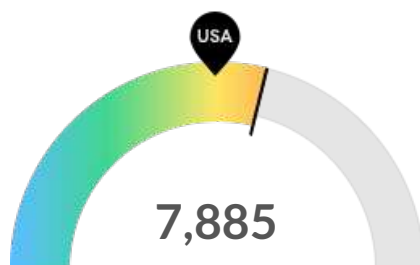
Demographics

Retirement Risk Is About Average, While Overall Diversity Is High



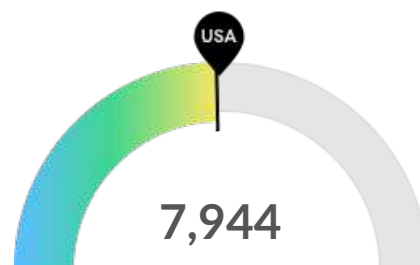
Retiring Soon

Retirement risk is about average in your area. The national average for an area this size is 6,156* employees 55 or older, while there are 6,545 here.



Racial Diversity

Racial diversity is high in your area. The national average for an area this size is 6,343* racially diverse employees, while there are 7,885 here.

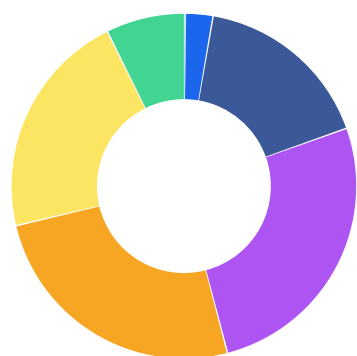


Gender Diversity

Gender diversity is about average in your area. The national average for an area this size is 8,120* female employees, while there are 7,944 here.

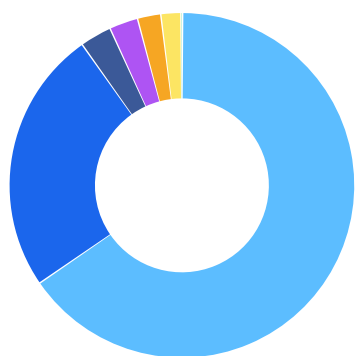
*National average values are derived by taking the national value for your occupations and scaling it down to account for the difference in overall workforce size between the nation and your area. In other words, the values represent the national average adjusted for region size.

Occupation Age Breakdown



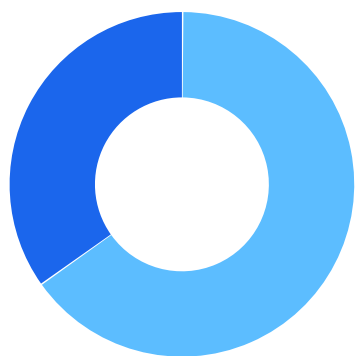
	% of Jobs	Jobs
14-18	0.1%	16
19-24	2.6%	585
25-34	16.9%	3,835
35-44	26.4%	6,000
45-54	25.4%	5,775
55-64	21.4%	4,864
65+	7.4%	1,681

Occupation Race/Ethnicity Breakdown



	% of Jobs	Jobs
White	65.3%	14,871
Hispanic or Latino	24.8%	5,637
Black or African American	3.0%	677
Asian	2.7%	613
Two or More Races	2.2%	497
American Indian or Alaska Native	1.9%	425
Native Hawaiian or Other Pacific Islander	0.2%	37

Occupation Gender Breakdown



	% of Jobs	Jobs
Males	65.1%	14,813
Females	34.9%	7,944

Occupational Programs



97 Programs

Of the programs that can train for this job, 97 have produced completions in the last 5 years.



9,520 Completions (2022)











The completions from all regional institutions for all degree types.



2,136 Openings (2022)

The average number of openings for an occupation in the region is 77.

CIP Code	Top Programs	Completions (2022)
24.0101	Liberal Arts and Sciences/Liberal Studies	2,292 <div></div>
29.0201	Intelligence, General	913 <div></div>
51.0701	Health/Health Care Administration/Management	484 <div></div>
42.0101	Psychology, General	471 <div></div>
24.0102	General Studies	410 <div></div>
52.0201	Business Administration and Management, General	401 <div></div>
51.2201	Public Health, General	385 <div></div>
30.0000	Multi-/Interdisciplinary Studies, General	251 <div></div>
52.1401	Marketing/Marketing Management, General	244 <div></div>
52.1201	Management Information Systems, General	222 <div></div>

Top Schools	Completions (2022)
University of Arizona	4,781 
Pima Community College	2,442 
Cochise County Community College District	1,339 
Pima Medical Institute-Tucson	438 
Eastern Arizona College	337 
Aveda Institute-Tucson	64 
Empire Beauty School-Tucson	48 
Tohono O'odham Community College	34 
Tucson College of Beauty	23 
Arizona Academy of Beauty	10 

Appendix A (Occupations)

Code	Description
11-1011	Chief Executives
11-1021	General and Operations Managers
11-2022	Sales Managers
11-3012	Administrative Services Managers
11-3013	Facilities Managers
11-3051	Industrial Production Managers
11-3071	Transportation, Storage, and Distribution Managers
11-9021	Construction Managers
11-9151	Social and Community Service Managers

Code	Description
11-9072	Entertainment and Recreation Managers, Except Gambling
11-9179	Personal Service Managers, All Other
11-9199	Managers, All Other
13-1051	Cost Estimators
13-1111	Management Analysts
37-1011	First-Line Supervisors of Housekeeping and Janitorial Workers
39-1013	First-Line Supervisors of Gambling Services Workers
39-1014	First-Line Supervisors of Entertainment and Recreation Workers, Except Gambling Services
39-1022	First-Line Supervisors of Personal Service Workers